

TECHNICAL DATA SHEET




INDUSTRIAL INTERCHANGE Q.D. -MANUAL (QD-INDM)

Applications: Pneumatic

The industrial interchange design is considered the industry standard. The nipple can be easily identified by its' short pilot and flat bottomed ball groove.

See Pneumatic Quick Disconnect Crossover

Operating pressure: 300 P.S.I. (21 BAR)



Styles May Vary
Depending on Size.

