




TECHNICAL DATA SHEET

INDUSTRIAL INTERCHANGE Q.D. -AUTOMATIC (QD-INDA)

Applications: Pneumatic

Interchangeable with QD-INDM series featured on previous page, Fairview's QD-INDA series industrial interchange features a push-to-connect style **Automatic Coupler** for easy one handed installations.

Operating pressure: 300 P.S.I. (21 BAR)



Styles May Vary Depending on Size.

