

NORTECH

INNOVATIVE PRODUCTS



CATALOGUE SUPPLEMENT 614

LED LIGHTING SOLUTIONS



Our Mission:

To develop and design innovative, energy efficient and cost effective lighting solutions for the automotive, heavy duty truck & trailer, agricultural, and commercial marketplaces.

Industry Experienced Technical Sales Team:

Nortech has an experienced and highly-qualified Technical Sales Team. We approach a challenge with great creativity and research, resulting in the design and development of innovative new products.

Global R&D Team:

The Nortech team has decades of experience in the transportation industry and specialize in LED lighting research and development. These experts are involved in the R&D for Nortech’s products and provide the engineering and technical support required to manufacture the high quality, long lasting products that our customers demand.

Independent Lab Recognition:

All Nortech products undergo extensive lab, pre-production and on-going quality testing. Where required, our products meet or exceed SAE, CUL or cELT standards. In addition to factory and in-house testing our products are subject to extensive field testing before being released to the market.

Quality Commitment:

Nortech Innovative Products is committed to supply innovative products that exceed our customer’s expectations for quality, durability, serviceability and value. Customer satisfaction is the foundation of our business.



CONTENTS

1. LED Mini Light Bars	2—3
2. LED Safety Flares	4—5
3. LED Beacons	6—8
4. Dash Mount Visor Lights	8
5. LED Perimeter Lighting, Light heads , and ‘Sneak a Strobing LED’	9—11
6. LED Work Lights and ‘Evolutione’ Series Work Light	12—18
7. LED Light Bars	19
8. Nortech Viking Power Bars	20
9. LED Traffic Arrows and LED Arrow Stick (Nortech ‘Ndicator’)	23
10. LED Tow Man’s Bar	24
11. Back-up Alarms and Back-up Warning Bar	25—26
12. Rear-View Camera Systems	27—29
13. Conspicuity Tape	30—31
14. Interior and Dome Lights	32
15. LED Mini Bulbs	33—34
16. Strobe Beacons	35
Commercial Lighting Products	
17. LED Strip and Ribbon Lighting	36
18. Viking Bars and Modules	37—38
19. LED Shop Lights, Tripod LED, 110V Flood Lights	39—40
20. MEGA Wattage LED Wall Packs and LED Warehouse Hi-Bay	41
21. SMART LED Touch Light and LED Pot Light	42
22. Index	43

LED MINI LIGHT BARS



2512A

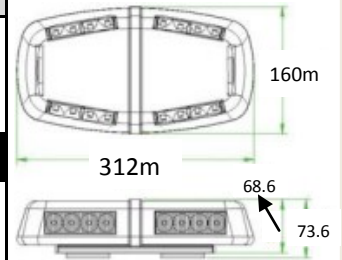
Aluminum Base



12" "TURBO LUXE" LED MINI BAR

- Compact 1 Watt Gen III LEDs. Polycarbonate lens with aluminum base. Circuit board and electronic components are coated to protect from the environment. SAE Class 2

P/N	DESCRIPTION	WATTS	VOLTAGE	CTN
2512A	Amber LEDs and Clear outside Lens (Permanent Mount). 6 distinct flash patterns. Includes control box switch	24W	DC 12V	12
2512MA	Amber LEDs and Clear outside Lens (Magnetic Mount with car adapter plug). 6 distinct flash patterns (click to change).	24W	DC 12V	12
2512CAAS	Clear LEDs and Clear outside lens (Permanent Mount). 3 continuous repetitive flash patterns (wig/wag with all flashing left, wig/wag all flashing right). One cable connection no control box needed.	24W	DC 12V	12
2512MCAAS	Clear LEDs and Clear outside Lens (Magnetic Mount) 3 continuous pre set repetitive flash patterns (wig/wag with all flashing left, wig/wag all flashing right). With straight cord and car adapter.	24W	DC 12V	12



Control Box Switch

2512A

2512MA

2512CAAS

2512MCAAS



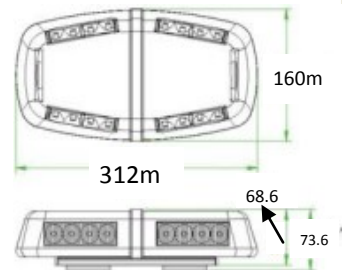
Aluminum Base

Magnetic mount

12" ECONOMY MAGNETIC MOUNT LED MINI BAR

- Compact 1 Watt Gen III LED mini-bar. Amber lens with Magnetic base and car adapter plug.
- Features 8 flash patterns, SAE J84 Class 2

P/N	COLOUR; MOUNT	WATTS	VOLTAGE	CTN
2512MAA	Amber LEDs; Magnetic mount	24W	DC 12V	12
2512MG	Green LEDs; Magnetic mount. For volunteer firefighters	24W	DC 12V	12



2512MAA

2512MG



Control Box

11" "BADGER" LED MINI LIGHT BAR (CLASS 1)

- The Badger uses powerful linear LEDs to produce a higher intensity light output. Linear LEDs disperse the LED light around strobe like tubes creating greater visibility & intensity. Made of Polycarbonate Lens & base for strength.
- Houses 36 linear LEDs to produce badger like intensity. Equivalent light output to 42x1 watt LEDs. SAE Class 1, J845, title 13

P/N	COLOUR; MOUNT	WATTS	VOLTAGE	CTN
2612A	Amber; Permanent mount	36W	DC 12V	12
2612MA	Amber; Magnetic mount	36W	DC 12V	12

2612A

2612MA

LED MINI LIGHT BARS

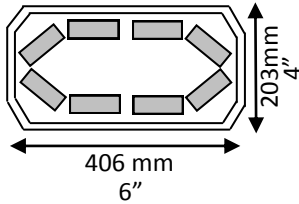


2616

2616AA

2616MAA

2616MCA



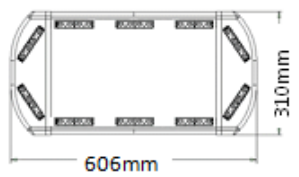
16" "NORDIC CAT" MINI LIGHT BAR (SAE CLASS 1, J845, ECE, TITLE 13)

- Sleek and powerful 16" Nordic Cat features Nortech's crystal burst optics in a linear tube.
- Features 17 flash patterns
- Flash patterns can be selected on permanent mount version by touching the yellow wire to the red wire.
- Strong Polycarbonate base and lens, is weather proof.
- The Nordic Cat brings you a SAE class 1 premium light bar designed for long life, reliable performance and ease of operation and serviceability

P/N	TYPE	WATTS	VOLTAGE	CTN
2616AA	Amber lens, amber LEDs (Permanent Mount)	48W	12V-24V	1
2616CA	Clear lens, amber LEDs (Permanent Mount)	48W	12V-24V	1
2616MAA	Clear lens, amber LEDs (Magnetic Mount) with car adapter plug	48W	12V-24V	1
2616MCA	Amber lens, amber LEDs (Magnetic Mount) with car adapter plug	48W	12V-24V	1

5124A

5124MA



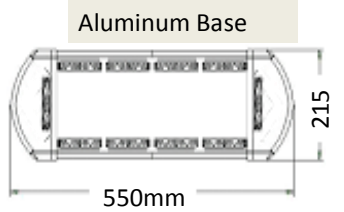

LOW PROFILE 24" "ULTRA THIN" LED MINI LIGHT BAR SAE CLASS 1, J845, TITLE 13

- Low profile "ultra thin" polycarbonate LED light bar
- Perfect for tow trucks, utility, security, supervisory and construction vehicles and work trucks
- Circuit board and electronic components are coated to protect from the environment.
- LEDs are plug & play making them field repairable and easy to replace
- Incorporates 1 watt gen III LEDs, low power consumption, SAE Class 1
- Includes control box with the capability to switch between 12 flash patterns
- Built in directional left and right traffic indicator patterns.

P/N	TYPE	WATTS	VOLTAGE	CTN
5124A	Amber LED (Permanent Mount)	48W	DC 12V	1
5124MA	Amber LED (Magnetic Mount)	48W	DC 12V	1

5524A

5524MA



"NORDIC WOLF" 21.5" LED MINI LIGHT BAR

- Strong, sleek and powerful "I" beam frame with aluminum top & bottom and polycarbonate side lens construction, 21.5" x 8.5" wide
- Universal usage for all vehicles featuring long life gen III LEDs on front and back + linear LEDs on both sides, SAE Class 1, J845, Title 13
- Circuit board and electronic components are coated to protect from moisture and shock. LEDs are Plug & Play making them field repairable and easy to replace
- Available in both permanent mount versions (5124A) and magnetic mount versions (5125MA) with 12 Flash patterns
- Includes control box with built in directional left and right traffic indicator patterns.

P/N	TYPE	WATTS	VOLTAGE	CTN
5524A	Amber LED (Permanent Mount)	44W	DC 12V	1
5524MA	Amber LED (Magnetic Mount)	44W	DC 12V	1



Plug & Play: LEDs are field repairable by simply taking the old LEDs out and replacing them with new LEDs



Super Tough



Magnetic Mount



For Traffic Control

- 9525KAA
- 9525KBB
- 9525KOA
- 9525KOR
- 9525KYA

LED Warning Star “Puck Light”

Ideal replacement for traditional incendiary flares and plastic road reflectors, but are also the ideal safety option for all applications

Rechargeable Safety LED Flare + Emergency Light is an essential piece of equipment for police, firefighters, EMTs, rescue first responders, and members of emergency response teams. Offers a great addition to personal safety equipment for any motorist in an event of a breakdown or accident. Visible for up to 1 mile and helps augment standard hazard lights. Can even be placed on top of a traffic cone for the ultimate safety signal. Provides emergency lighting to help find your way home when hiking up a local peak or taking a walk in the countryside.

Environmentally friendly LED Safety Flares eliminates the toxic emission & damaging by-products that traditional fire flares produce, such as perchlorate. The LED safety flares comply with federal Department of Transportation (DOT) safety standards, the Manual on Uniform Traffic Control Devices (MUTCD) traffic safety codes, the National Fire Protection Association (NFPA) traffic safety standards, and the State of California VOC emission guidelines for use as a road safety flares in any traffic emergency.

LED WARNING LIGHT & ROAD FLARE			
P/N	COLOUR	TYPE	CTN
9525KAA	Amber puck, Amber LEDs	Warning Star Puck	20
9525KBB	Blue puck, Blue LEDs	Warning Star Puck	20
95256KOA	Orange puck, Amber LEDs	Warning Star Puck	20
95256KOR	Orange puck, Red LEDs	Warning Star Puck	20
9525KYA	Yellow puck, yellow LEDs	Warning Star Puck	20

Features

- Warning signal that is visible up to 1 mile
- The safety light has 10 incorporated patterns including SOS and Solid-on.
- Magnetic mount that is capable of sticking to any magnetic surface.
- Waterproof and floats on water. Making it ideal for marine use.
- Highly durable
- Can function under harsh weather conditions. From 130 degree to minus 30 degree Fahrenheit.
- It can hold a charge for 8 to 100 hours depending upon the flash pattern.
- Rechargeable battery using: USB wall charger, car charger, and USB charging cable
- Available in many colors: blue for marine & snow plows, orange/amber for warning beacon, red for road flares.
- Can be used as a road flare to mark, traffic control



9525K-6

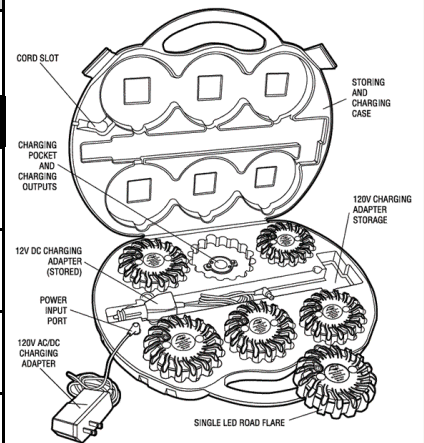
9525KA-6

9525KBB-6

9525KYA-6



LED PUCK LIGHT CHARGING STATION KIT				
LED charging station includes 6 LED puck lights that can be charged inside the case. Plug case into the wall or vehicle to start charging.				
P/N	COLOUR	TYPE	CTN	
9525K-6	Red puck, Red LEDs	Case with 6 Red Warning Star Pucks	6	
9525KA-6	Amber puck, Amber LEDs	Case with 6 Amber Warning Star Pucks	6	
9525KBB-6	Blue puck, Blue LEDs	Case with 6 Blue Warning Star Pucks	6	
9525KYA-6	Yellow puck, Amber LEDs	Case with 6 Yellow Warning Star Pucks	6	



9526KOR

9526KYA

9526OR

9526YA



5 In 1 Safety Kit



This new safety kit is a great tool that has many uses

- LED ROAD FLARE
- LED FLASHLIGHT
- LED BATTON
- SEAT BELT CUTTER
- GLASS BREAKER

Includes USB cable, Car (12V) and Wall charger. Also has Magnetic Mount.

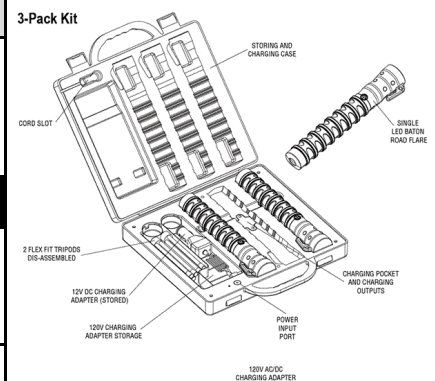
5 IN 1 SAFETY KIT				
P/N	COLOUR	TYPE	VOLTAGE	CTN
9526KOR	Red LEDs	5 in 1 safety Kit, Flash Light	Charges with AC, DC or USB adapters	10
9526KYA	Yellow LEDs	5 in 1 safety Kit, Flash Light	Charges with AC, DC or USB adapters	10
9526OR	Orange LEDs	Individual flares available		
9526YA	Amber LEDs	Individual flares available		

9526KOR-3

9526KYA-3



5 IN 1 SAFETY KIT CHARGING STATION				
Charging station includes 3 LED 5 in 1 safety batons, wall and car adapter plug. Case charges all 3 units at one time. Replaces the old fashion incendiary flares.				
P/N	COLOUR	TYPE	VOLTAGE	CTN
9526KOR-3	Orange LEDs	5 in 1 safety Kit, Flash Light	Charges with AC, DC or USB adapters	1
9526KYA-3	Yellow LEDs	5 in 1 safety Kit, Flash Light	Charges with AC, DC or USB adapters	1



LED BEACONS

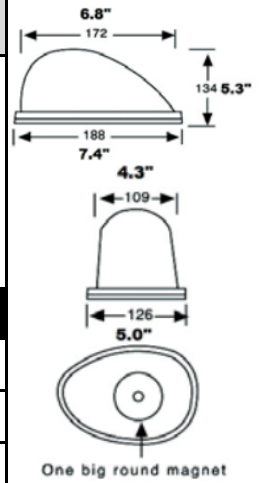


1325 MAGNETIC MOUNT DUAL-FUNCTION "KO-JACK" LED BEACON

- Dual-function LED beacon with the option of a LED strobe beacon or a rotating LED beacon
- 12 volt compact design, magnetic mount with 8ft /243.8cm car adapter plug with switch
- New Skyward Optics™ provides greater visibility
- 100,000 hour draw less than .5amps, never replace a bulb again

P/N	COLOUR	VOLTAGE	AMPS	CTN
1325A	Amber	12V	0.5A	6 or 12
1325B	Blue	12V	0.5A	6 or 12

*Green and Red available on special order



One big round magnet

SAE Class 3

1325A

1325B



1365MB

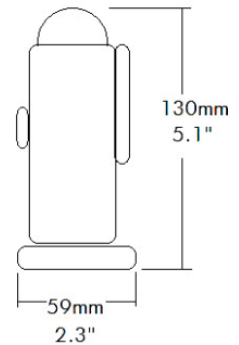


Strobe version available (1360MB)

1365 INDUSTRIAL STYLE HAND-HELD LED BEACON

- Hand-held LED beacon with magnetic base safety strap and belt buckle attachment, used for rail crews.
- A great personal safety device for work crews
- Battery operated LEDs are rated for 100,000 hours
- Draw less than .15 amps to preserve your batteries' life

P/N	COLOUR	AMPS	CTN
1365MB	Blue	>0.15A	10



SAE Class 3

1375A

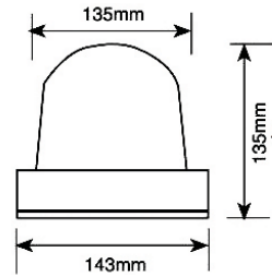
1375B



MAGNETIC MOUNT 2 IN 1 LED BEACON

- Compact design, dual function LED provides the instant option of a LED strobe beacon or a rotating LED beacon with the flick of the switch
- Switch is mounted on the 8ft /243.8cm car adapter plug
- Features Skyward Optics™ for increased visibility
- Popular 12 volt design, 100,000 hour LEDs, never replace a bulb again
- Draws less than .5 amps

P/N	COLOUR	VOLTAGE	AMPS	CTN
1375A	Amber	12V	0.5A	6 or 12
1375B	Blue	12V	0.5A	6 or 12



* Also available in blue, clear, and red

SAE Class 3

1455A

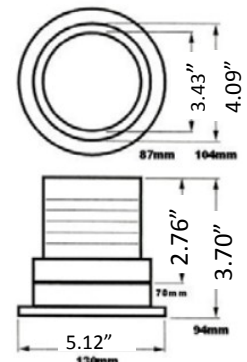
1455MA



"SUPERBOLT LED"™ FLANGE MOUNT LED BEACON (SAE CLASS 3)

- Compact permanent mount 4X flash LED beacon with ABS base with mounting flange and polycarbonate lens
- Rivals a class 3 strobe and lasts 50 times longer than a strobe tube
- Automatically adjusts from 12-30 volt, 360 degree LED beacon, 30 diodes
- Meets SAE class 3 requirements

P/N	COLOUR	MOUNT TYPE	VOLTAGE	AMPS	CTN
1455A	Amber	Permanent	12V-30V	0.45A	20
1455MA	Amber	Magnetic	12V-30V	0.45A	20



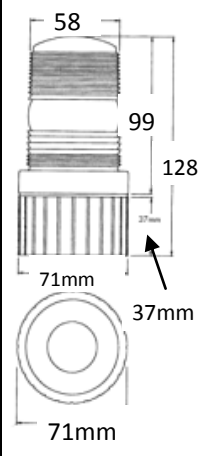
1452A
1452HDA
1452HDMA



INDUSTRIAL-STYLE LED STROBE BEACON (SAE, E13, CE)

- Industrial-style strobe beacon great for lift trucks, and construction equipment
- Re-enforced nylon base and polycarbonate lens seals out environmental hazards
- Multi-voltage 12-80V; reverse polarity and voltage spike protected
- Draws .14 amps at 12 volts., and .45 amps at 80 volts
- 1452HDA offers 80 quad flashes per minute;
- 1452A offers 4 flash patterns; single, double, continuous, rotating

P/N	TYPE	CLASS	VOLTAGE	CTN
1452A	Amber; Permanent mount	Class 3	DC 12V-80V	24
1452HDA	Heavy Duty; Amber; Permanent mount, potted	Class 2	DC 12V-80V	24
1452HDMA	Heavy Duty; Amber; Magnetic mount, potted	Class 2	DC 12V-80V	24



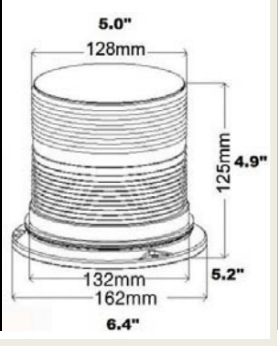
4250A




DIECAST ALUMINUM BASE MED PROFILE LED BEACON (SAE Class 2)

- Die-cast aluminum base with flange and a pipe-mount mounting options.
- Weather encapsulated Circuit board is coated for weather and vibration resistance to ensure longer life.
- 4 flash user selectable patterns: single, double, quad and rotating pattern
- Class 2 multi-voltage 12-48 Volt, draws a maximum of .7 amps.

P/N	COLOUR	TYPE	VOLTAGE	AMPS	CTN
4250A	Amber	LED Strobe Beacon	12V-48V	0.8A	6



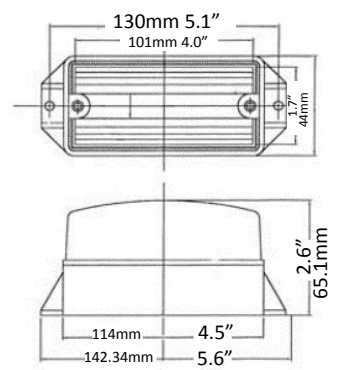
4518A





UNIVERSAL MOUNT LED STROBE LIGHT

- Universal mount, 2-hole high energy LED strobe light
- Re-enforced nylon base with fully encapsulated components and polycarbonate lens seals out environmental hazards
- Size: 136.5mm [L] x 57.5mm [W] x 66.5mm [H]
- Multi-voltage 12-80 volt 80 quad flashes per minute
- Reverse polarity and voltage spike protected

P/N	COLOUR	VOLTAGE	AMPS	CTN
4518A	Amber	12V-80V	0.045A @ 80V; 0.14A @ 12V	12



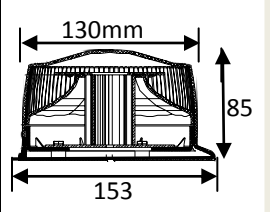
4650A
4650B
4650MA




LOW-PROFILE HIGH INTENSITY LED BEACON (SAE Class 1)

- Low profile LED beacon with extreme power and visibility.
- PC board with integrated micro controller; 9pcs of GEN 3 LEDs
- It meets SAE class 1, California title 13 and ECE Reg 65

P/N	COLOUR	VOLTAGE	AMPS	CTN
4650A	Amber	9V-16V	2.5A	6
4650B	Blue	9V-16V	2.5A	6
4650MA	Amber; Magnetic mount	9V-16V	2.5A	6



*Other colours are available

SAE Class 1



INNOVATOR™ HIGH-PROFILE LED BEACON (SAE Class 2)

- Our most popular multi-voltage model for work truck, utility, municipal and construction fleets
- New innovative polycarbonate base features both flange mount and pipe mount
- No EMI radiation
- Polycarbonate lens with our innovative flat-style o-ring and a fully potted circuit board makes a 100% true weather tight seal
- Selectable 4 flash patterns; single, double, quad and rotating pattern.

P/N	TYPE	VOLTAGE	AMPS	CTN
4555A	LED Strobe Beacon	DC 12V-48V	0.9A	6

* other colours available



SAE Class 2

4555A



9524A

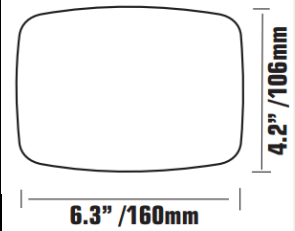


* Also Available in Blue LED (9524B) and Red LED (9524R)

BATTERY OPERATED PORTABLE LED WARNING LIGHTS

- A great new safety and warning LED light that is battery operated and can be mounted anywhere
- Comes with magnetic mount and stand mount options
- No-maintenance LED lights, just replace the 4AA batteries [Good for up to 12 hours use]
- Two functions: flashing and constant on

P/N	COLOUR	VOLTAGE	CTN
9524A	Amber	4 AA batteries	24



SAE Class 1

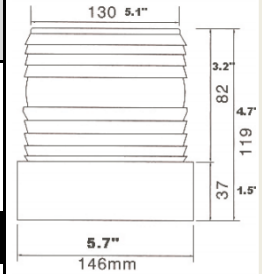
4750A



RUBBER-BASED HIGH POWERED MEDIUM PROFILE LED BEACON (SAE Class 1)

- High-powered rubber-based LED beacon is popular with construction and disposal fleets
- Polycarbonate lens is mounted on a rubber base for extra shock resistance
- Components are coated to protect from weather and road shock

P/N	COLOUR	VOLTAGE	AMPS	CTN
4750A	Amber LED	12V-24V	1.3A	20



5.2" WINDOWMOUNT LED WARNING LIGHT

- High-output LED; does not impair the driver.



SAE Class 1

- Easily attaches to the windshield with three suction cups and is designed for interior use only
- Every unit provides multiple flash patterns and includes an 8ft/2.44m coiled cord

6148A, 6148BR, 6148B, 6148R, 6148G

9.6" DASH-MOUNT AND PERMANENT MOUNT SUPER LED WARNING LIGHT

SAE Class 1



- High-output LED; does not impair the driver's vision.
- Six flash patterns includes an 8ft /2.44m coiled cord

6149A, 6149B, 6149BR, 6149R

12.8" VISOR MOUNT 12 FUNCTION LED WARNING LIGHT

SAE Class 1



- Compact design easily attaches to visor
- High-output LED producing incredible intensity without impairing the driver's vision

6150A, 6150B, 6150BR, 6150R

COMPACT WINDOW MOUNT SUPER LED



SAE Class 1

- Powerful full window mount warning light with Gen III LED, produces great intensity without impairing driver's vision

6151A, 6151B, 6151BR, 6151R



SNEAK A STROBING LED



LED HIDE AWAY WARNING LIGHT (SAE CLASS 1)

P/N	Colors	CTN
64120A	Amber LED	10
64120B	Blue LED	10
64120C	Clear LED	10
64120G	Green LED	10
64120R	Red LED	10

64120A

64120B

64120C

64120G

64120R

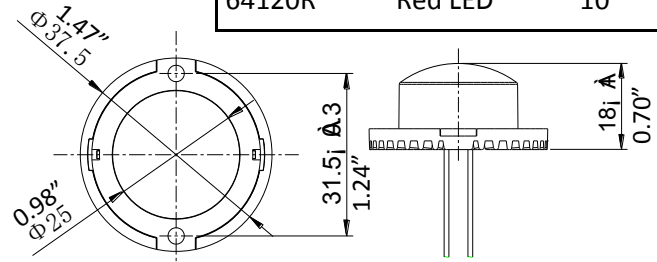
64120—Hide Away LED Warning Light

(Replaces Hide Away Strobes)

The New 64120 LED Hide Away light uses high powered SMD LEDs to produce 10 watts in a strobe like light source. No more need for replacing fragile strobe tubes. The 64120 Sneak a Strobing LED will last over 35,000 hours. The 64120 replaces hideaway strobe lights with a modern SMD LED chip. The 64120 is compact and water proof, is conveniently mounted and easy to install. It features 14 diversified selectable flash patterns. With superior circuit design, It's powerful strobe like characteristics, high brightness, low working current, and long service time make it the best choice for a compact warning device. It is specially designed as a omni directional warning device for all types of emergency vehicles, tow vehicles, and work vehicles. The 64120 can be mounted internally or externally as a surface mount warning device using it's surface mount bracket.

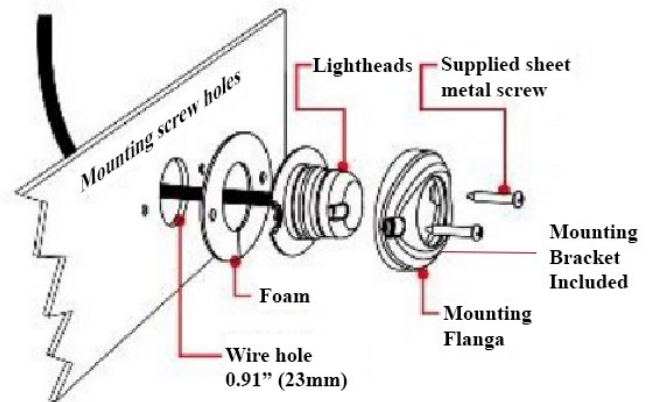
Features:

- Small, self-contained unit, for internal mount designed for vehicle head lamps, cornering lamps & tail light applications.
- Flange kit options for surface mounting anywhere on your vehicle.
- 14 Selectable flash patterns by touching the white wire to the (+) red wire.
- 10 WATT SMD LED chip technology
- No RFI noise emitted.
- Can be synchronized with other units by connecting the green wire.
- Meets SAE class 1 specifications
- Available in red, amber, white, green and blue.
- 5 year warranty on LED's

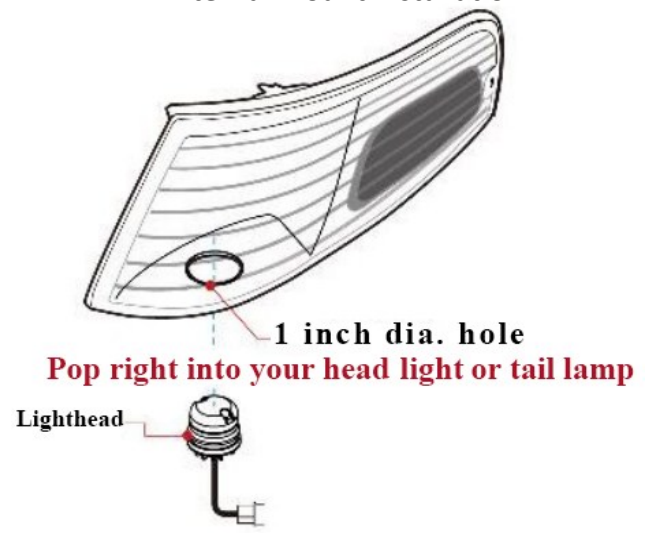


Surface mount Installation

Waterproof! Great for Exterior mount!



Internal mount installation



HIDE AWAY LED WARNING LIGHT



DUAL SNEAK A STROBE LED (LED Hide –Away) “Super Bright”

The 64220 is a Dual LED Hide A-way high power SMD LED light source that replaces a pair of hide-away strobes. Features a unique appearance, compact, with 30 flash patterns and the option of two different colours of LED's in each single lamp. The 64220 has superior circuit design (IP68 Rated), high brightness (18Watts each; 36W pair), low working current (1.2A), features easy installation (fits in 1" holes or can surface mount) and long service life (over 60,000 hours). Specially designed to be used on all types of emergency vehicles, police and security vehicles, tow trucks, work trucks, and where ever a warning device is needed. Exceeds SAE class1 specification . 5 year warranty.



64220AA

64220AC

64220BB

64220BC

64220CC

64220RC

64220RR

64220G

Features

- Self-contained, for internal mount. Designed for use in head lamps, cornering lamps and tail light assemblies or may be surface mounted with a bracket.
- 14 selectable flash patterns, by touching white wire to red (+), includes synchronize feature (green wire connection) for alternating and synchronous flashing of multiple lamps.
- Flange kit options for surface mounting anywhere on your vehicle, not only a hideaway.
- New lens technology enhances light distribution for optimum dispersion and intensity of the warning signal at critical angles.
- Aluminum base and advanced thermal heat management system is designed for endless years of trouble free service.
- Lamp, in-line lamp driver and wiring connectors are fully encapsulated and sealed for moisture and vibration resistance.
- Omni-directional light head mounts in any position, vertically or horizontally.
- No RFI noise emitted.
- Exceeds SAE CLASS 1

*64220 LED dimensions are the same as 64120



* Bracket for 64220, 64240, and 64120 are the same

DUAL LED HIDE AWAY WARNING LIGHT (SAE CLASS 1)			
P/N	COLOR	Voltage	LED
64220AA	Amber/Amber	DC10V-DC30V	36W pair
64220AC	Amber/Clear	DC10V-DC30V	36W pair
64220BB	Blue/Blue	DC10V-DC30V	36W pair
64220BC	Blue/Clear	DC10V-DC30V	36W pair
64220CC	Clear/Clear	DC10V-DC30V	36W pair
64220G	Green	DC10V-DC30V	36W pair
64220RC	Red/Clear	DC10V-DC30V	36W pair
64220RR	Red/Red	DC10V-DC30V	36W pair

6104A

6104AC

6104B

6104BA

6104BC

6104C

6104G

6104R

6104RB

6104RC



“SURFACE MOUNT”



Nortech’s new 12V **6104 LED mini surface mount warning light** meets SAE class 1 specifications. It features “Viking tough” encapsulated weather resistant electronics, 8 Flash Patterns and an enclosed zinc die-cast housing. The compact design and Super LED’s Makes it great to use anywhere on the vehicle horizontally or vertically, anywhere warning lights are needed. Black mounting flange is included. Includes, steady burn, alternating and simultaneous patterns that are changed by the yellow wire connecting to the black(-) wire. Units may be synchronized using the green wire. Features a 1 year customer satisfaction warranty.

SURFACE MOUNT WARNING LIGHT (SAE CLASS 1)			
P/N	Description	Colour	CTN
6104A	Warning Light	Amber	12
6104AC	Warning Light	Split Amber & White, clear lens	12
6104B	Warning Light	Blue	12
6104BA	Warning Light	Split Blue & Amber	12
6104BC	Warning Light	Split Blue & White, clear lens	12
6104C	Warning Light	White, Clear lens	12
6104G	Warning Light	Green	12
6104R	Warning Light	Red	12
6104RB	Warning Light	Split Red & Blue	12
6104RC	Warning Light	Split Red & White, clear lens	12

NORTECH LED PERIMETER LIGHTING + LIGHT HEADS

- 6630A
- 6630B
- 6630C
- 6630G
- 6630R
- 6630BA
- 6630BB
- 6630BC
- 6630BG
- 6630BR
- 6630BRT
- 6630GRT



LED STROBING LIGHT HEAD



Grommet mount version



Surface mount version

- 14 User selectable Flash patterns
- Sealed LED unit consists of 4 weather-proof 3 watt LEDs
- Surface mount or grommet mount versions available
- Meets SAE class 1 J845 and title 13

Nortech 6630 LED perimeter lights are compact lights with high performance LEDs. They meet SAE J845 class 1 specifications. Units can be synchronized with each others.

Lamp dimensions: 5.25" x 1.8"

5.25" LED STROBING LIGHT HEAD (SAE CLASS 1)		
P/N	Description	Colour
6630A	Grommet mount warning Light	Amber
6630B	Grommet mount warning Light	Blue
6630C	Grommet mount warning Light	Clear
6630G	Grommet mount warning Light	Green
6630R	Grommet mount warning Light	Red
LED STROBING LIGHT HEAD WITH SURFACE MOUNT BRACKET		
6630BA	Warning Light with bracket	Amber LED
6630BB	Warning Light with bracket	Blue LED
6630BC	Warning Light with bracket	Clear LED
6630BG	Warning Light with bracket	Green LED
6630BR	Warning Light with bracket	Red LED
6630BRT	Bracket only for 6630 series	
6630GRT	Grommet only for 6630 series	

- 6663A-1
- 6663A-2
- 6663B-1
- 6663B-2
- 6663C-1
- 6663C-2
- 6663R-1
- 6663R-2

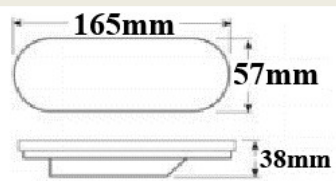


Blue + White



Amber

6" GROMMET MOUNT LED WARNING LIGHT		
P/N	Description	Colour
6663A-1	Warning Light	Amber LED lens
6663A-2	Warning Light	Amber LED lens
6663B-1	Warning Light	Blue LED lens
6663B-2	Warning Light	Blue LED lens
6663C-1	Warning Light	White LED lens
6663C-2	Warning Light	White LED lens
6663R-1	Warning Light	Red LED lens
6663R-2	Warning Light	Red LED lens

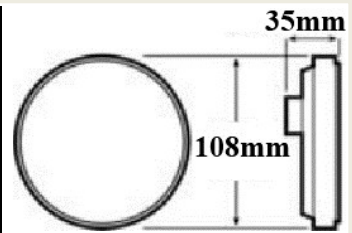


4 Patterns | Synchronize pattern by connecting two of the same part numbers together | Alternating pattern by connecting two different part numbers ex. 6663A-1 + 6663A-2 | Single light works as strobe for warning | Random pattern can be achieved by disconnecting the black wire.

- 6664A-1
- 6664A-2
- 6664B-1
- 6664B-2
- 6664C-1
- 6664C-2
- 6664R-1
- 6664R-2



4" GROMMET MOUNT ROUND LED WARNING LIGHT		
P/N	Description	Colour
6664A-1	Warning Light	Amber LEDs and lens
6664A-2	Warning Light	Amber LEDs and lens
6664B-1	Warning Light	Blue LEDs and lens
6664B-2	Warning Light	Blue LEDs and lens
6664C-1	Warning Light	Clear LEDs and lens
6664C-2	Warning Light	Clear LEDs and lens
6664R-1	Warning Light	Red LEDs and lens
6664R-2	Warning Light	Red LEDs and lens

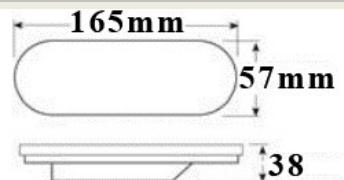


4 Patterns | Synchronize pattern by connecting two of the same part numbers together | Alternating pattern by connecting two different part numbers ex. 6664A-1 + 6664A-2 | Single light works as strobe for warning | Random pattern can be achieved by disconnecting the black wire.

- 6666A



6" GROMMET MOUNT LED SEQUENTIAL ARROW		
P/N	Description	Colour
6666A	Warning arrow Light	Amber



NORTECH EVOLUTIONE SERIES LED WORK LIGHTS



ALL EVOLUTIONE SERIES LIGHTS

- * Adjustable stainless Steel stud & Mounting Hardware
- * Polycarbonate lenses or glass lenses depending upon the light
- * Die-cast aluminum powder coated housing
- * New SMD LED chips + Integral heat sink
- * Built with NO EMI radiation
- * Shock Resistant & Water proof: IP 67 rated or higher, E13 and ROHS compliant
- * 3 Year customer satisfaction Warranty on EvolutionE series, most in VU pack

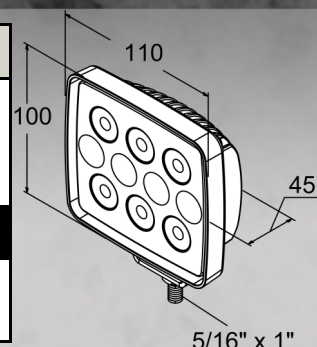


9052

4.3" EVOLUTIONE SERIES LED WORK LIGHT

Designed as an industrial mining light, features trapezoid illumination beam which is wider than a spot and more focused than a flood beam. IP68/E13

P/N	TYPE	VOLTAGE	AMPS	LUMENS	CTN
9052	Trapezoid beam	12V-28V	1.0A@12V 0.5A@28V	1400	12

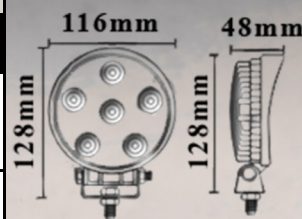


9056

9056S

4.5" EVOLUTIONE SERIES LED WORK LIGHT

P/N	TYPE	VOLTAGE	AMPS	LUMENS	CTN
9056	Flood beam	10V-30V	1.3A@12V .65A@24V	18W output 1350 lm	20
9056S	Spot Beam	10V-30V	1.3A@12V .65A@24V	18W output 1350 lm	20

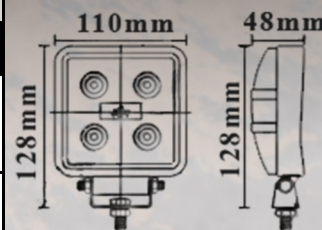


9057

9057S

4.3" EVOLUTIONE SERIES LED WORK LIGHT

P/N	TYPE	VOLTAGE	AMPS	Lumens	CTN
9057	Flood beam	10V-30V	1.3A@12V .65A@24V	15W output 1200 lm	20
9057S	Spot beam	10V-30V	1.3A@12V .65A@24V	15W output 1200 lm	20

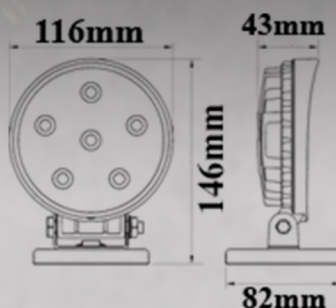


9056MC

4.5" MAGNETIC MOUNT LED WORK LIGHT WITH CORD

Magnetic mount with 29.5ft cord with built in switch and car plug adapter. Cord allows for multiple outdoor uses

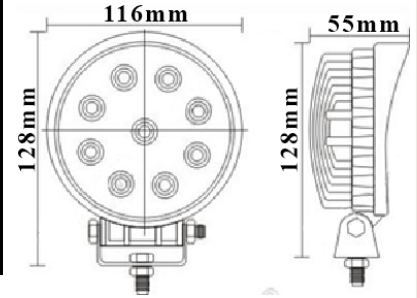
P/N	TYPE	VOLTAGE	AMPS	Lumens	CTN
9056MC	Magnetic Base & Cigarette Plug	12V-24V	1.3A@12V .65A@24V	18W output 1350 lm	10



9058
9058S
NORTECH
VU
PACK



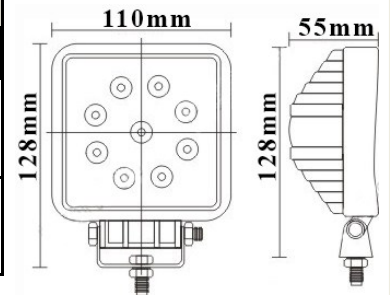
4.3" EVOLUTIONE SERIES WORK LIGHT					
P/N	TYPE	VOLTAGE	AMP	LUMENS	CTN
9058	Flood beam	10V-30V	2A@12V, .9A@24V	27W output 2250 lm	20
9058S	Spot beam	10V-30V	2A@12V, .9A@24V	27W output 2250 lm	20



9059
9059S
NORTECH
VU
PACK



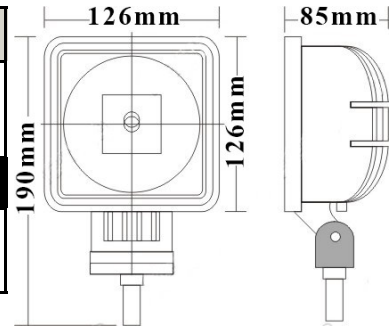
4.3" EVOLUTIONE SERIES WORK LIGHT					
P/N	TYPE	VOLTAGE	AMP	LUMENS	CTN
9059	Flood beam	10V-30V	2A@12V, .9A@24V	27W output 2250 lm	20
9059S	Spot beam	10V-30V	2A@12V, .9A@24V	27W output 2250 lm	20



9060



5" EVOLUTIONE SERIES LED CONSTRUCTION LIGHT					
Heavy Duty Construction Work Light, Waterproof IP68, Great for construction Purposes, replaces HID lights.					
P/N	TYPE	VOLTAGE	AMP	LUMENS	CTN
9060	SMD LED Flood	9V-30V	2.6A@12V, 1.21A@24V	30W output 3000lm	12

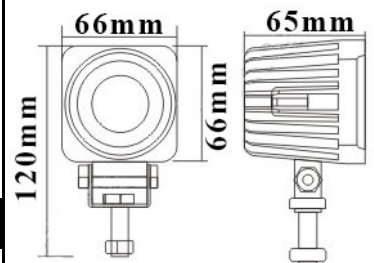


9065

INTERCONNECTABLE



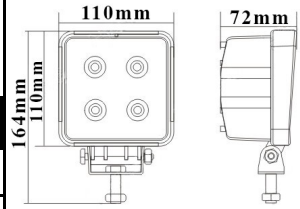
2.6" CREE LED MINI AUXILIARY WORK LIGHT					
<ul style="list-style-type: none"> Features a compact low profile and unique modular design, which allows the user to assemble multiple lights into various configurations. Integrated circuit board featuring optional "cruise light". Water and shock resistance. Equipped with a high power 10W CREE LED. Can be used individually or combined with included mounting hardware. Ideal for demanding work environments. Features 1x10W CREE LED 					
P/N	TYPE	VOLTAGE	AMP	LUMENS	CTN
9065	Evolutionary Inter-connect-able Box Light	10V-30V	1A@12V, .5A@24V	1X10W Cree led, 1000lm	20



SUPER BRIGHT



4.3" EVOLUTIONE SERIES CREE LED WORK LIGHT						
<ul style="list-style-type: none"> Super Bright LED Work Light features 4x10W CREE SMD LED's. Great for industrial, agricultural and off-road use. 						
P/N	TYPE	Voltage	Amp	Lumens	CTN	
9066	Flood Lamp	10-30V	3A@12V, 1.5A@24V	40W output; 4000lm	20	
9066S	Spot Beam	10-30V	3A@12V, 1.5A@24V	40W output; 4000lm	20	



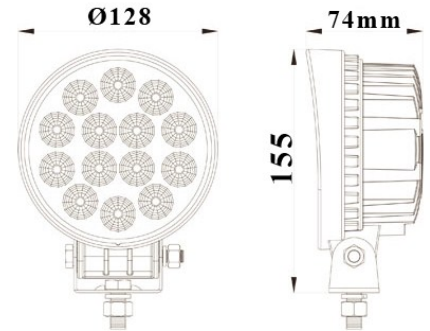
9066

9066S

SUPER BRIGHT



EVOLUTIONE SERIES WORK LIGHT						
P/N	TYPE	Voltage	Amp	Lumens	CTN	
9067F	Flood Beam	12V-48V	1.2A@12V, 0.6A@24V	42W output; 3080Lm	10	
9067S	Spot Beam	12V-48V	1.2A@12V, 0.6A@24V	42W output; 3080Lm	10	



9067F

9067S

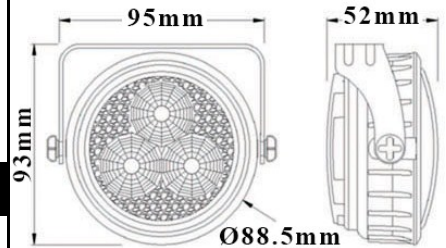
NORTECH
VU
PACK

CRYSTAL BURST OPTICS

3.7" LED AUXILIAR LIGHT (Pair)

- Universal 9 Watt Auxiliary Light Kit with mounting brackets.
- Cool White LEDs. low amp draw. Great to install in between the bumper grille, or below bumper.
- Kit includes 2-Lamps with attached mounting brackets.

P/N	TYPE	Voltage	Amp	Lumens	CTN	
9068	Auxiliary light	12V-24V	0.24A@12V, 0.125A@24V	9W output 480lm	20 pairs	



9068

NORTECH
VU
PACK

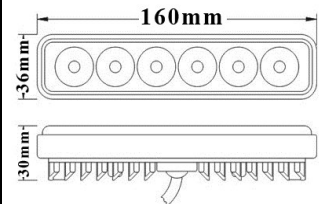
CRYSTAL BURST OPTICS

9069

9069ABS

6.3" EVOLUTIONE SERIES DRIVING & DRL LIGHT (pair)

P/N	TYPE	VOLTAGE	AMP	LUMENS	CTN	
9069	Pair of LED die-cast running & driving light featuring Crystal Burst Optics	12V & 24V	0.48A@12V, 0.24A@24V	600lm	20 pairs	
9069ABS	Pair of LED ABS running & driving lights featuring Crystal Burst Optics	12V & 24V	0.15A@12V, 0.083A@24V	600lm	20 pairs	



NORTECH
VU
PACK

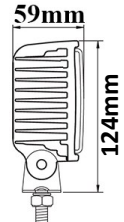
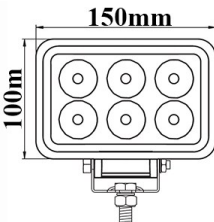
CRYSTAL BURST OPTICS

NORTECH EVOLUTIONE SERIES WORK DOUBLE STACK LIGHT BARS

9077F



5.9" EVOLUTIONE SERIES WORK LIGHT					
P/N	TYPE	VOLTAGE	AMP	LUMENS	CTN
9077F	Flood Beam	12V-24V	1.1A@12V 0.56A@24V	18W output 1350 lm	10
9077S	Long Range Spot Beam	12V-24V	1.07A@12V 0.55A@24V	18W output 1350lm	10



9077S

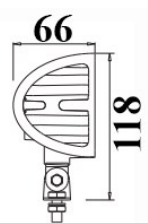
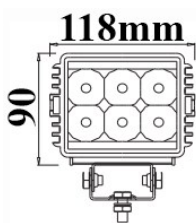


CRYSTAL
BURST
OPTICS

9081



4.6" EVOLUTIONE SERIES ULTRA-MINI DOUBLE STACK LED LIGHT BAR					
P/N	TYPE	VOLTAGE	AMP	LUMENS	CTN
9081	Light Bar	12V-28V	1.07A@12V 0.53A@24V	18W output 1350lm	20

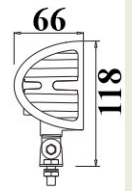
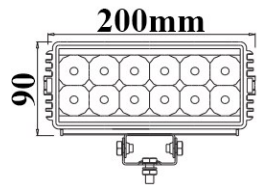


CRYSTAL
BURST
OPTICS

9082



7.9" EVOLUTIONE SERIES DOUBLE STACK LIGHT BAR					
P/N	TYPE	VOLTAGE	AMP	LUMENS	CTN
9082	LED Light Bar	12V-28V	1.57A@12V 0.89A@24V	36W output 2700 lm	10

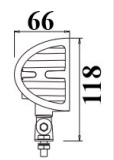
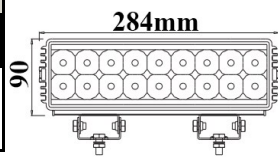


CRYSTAL
BURST
OPTICS

9083



11.2" EVOLUTIONE SERIES DOUBLE STACK LIGHT BAR					
P/N	TYPE	VOLTAGE	AMP	LUMENS	CTN
9083	LED Light Bar	12V-28V	1.96A@12V 1.01A@24V	54W output 4050 lm	5

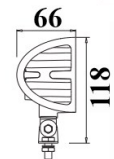
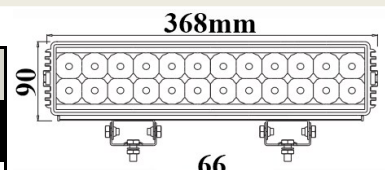


CRYSTAL
BURST
OPTICS

9084







14.5" EVOLUTIONE SERIES DOUBLE STACK LIGHT BAR					
P/N	TYPE	VOLTAGE	AMP	LUMENS	CTN
9084	LED Light Bar	12V-28V	2.15A@12V 1.10A@24V	72W output 5400 lm	5



CRYSTAL
BURST
OPTICS

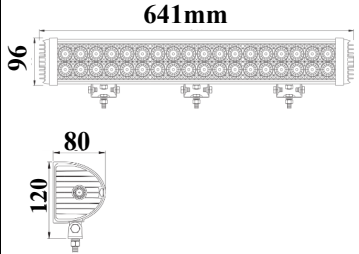
All Nortech EvolutionE series light bars can be side mounted with our side bracket 9089SB
All Nortech EvolutionE series light bars are in VU boxes




NORTECH EVOLUTIONE SERIES LIGHT BARS

9085    

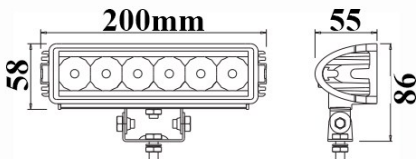
25.2" EVOLUTIONE SERIES DOUBLE STACK LIGHT BAR						
P/N	TYPE	VOLTAGE	AMP	LUMENS	CTN	
9085	LED Light Bar	12V-28V	6.0A@12V 3.0A@24V	108W 8100 lm	5	




B: Larger sizes available on special orders.



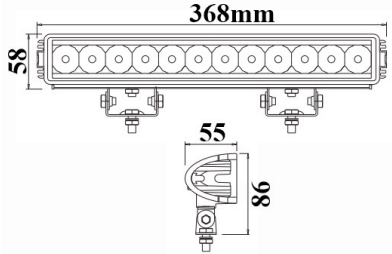
9091   





7.9" EVOLUTIONE SERIES SINGLE STACK LIGHT BAR						
P/N	TYPE	VOLTAGE	AMP	LUMENS	CTN	
9091	LED Light Bar	12V-28V	1.07A@12V 0.51A@24V	18W output 1350 lm	20	



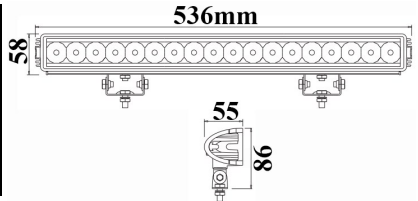
9092   





14.5" EVOLUTIONE SERIES SINGLE STACK LIGHT BAR						
P/N	TYPE	VOLTAGE	AMP	LUMENS	CTN	
9092	LED Light Bar	12V-28V	1.57A@12V 0.91A@24V	36W output 2700 lm	10	



9093    

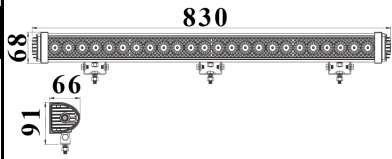
21.1" EVOLUTIONE SERIES SINGLE STACK LIGHT BAR						
P/N	TYPE	VOLTAGE	AMP	LUMENS	CTN	
9093	LED Light Bar	12V-28V	1.96A@12V 1.10A@24V	54W output 4050 lm	5	



9094    

32.7" EVOLUTIONE SERIES SINGLE STACK LIGHT BAR						
P/N	TYPE	VOLTAGE	AMP	LUMENS	CTN	
9094	LED Light Bar	12V-28V	4.2A@12V 2.1A@24V	72W 5400 lm	5	

B: Larger sizes available on special orders.



All Nortech EvolutionE series light bars can be side mounted with our side bracket 9089SB
 All Nortech EvolutionE series light bars are in VU boxes

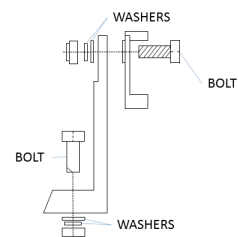
NORTECH EVOLUTIONE SERIES WORK LIGHTS

9089SB



SIDE BRACKET FOR EVOLUTIONE SERIES LIGHT BARS.			
P/N	TYPE	ACCESSORIES	CTN
9089SB	Mounting Bracket	2 brackets + Mounting hardware	1 pair

Brackets fits 9081, 9082, 9083, 9084, 9091 9092, 9093

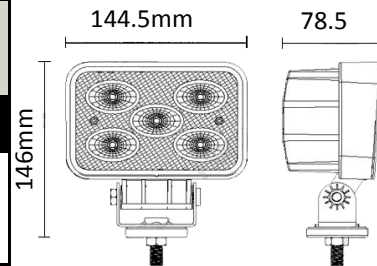


9150



5.7" EVOLUTIONE SERIES HIGH POWERED CREE SMD LED WORKLIGHT

P/N	TYPE	VOLTAGE	AMP	LUMENS	CTN
9150	Flood Beam	10V-30V	4.2A@12V, 1.8A@24V	50W 5000lm	12



9212F

9212S

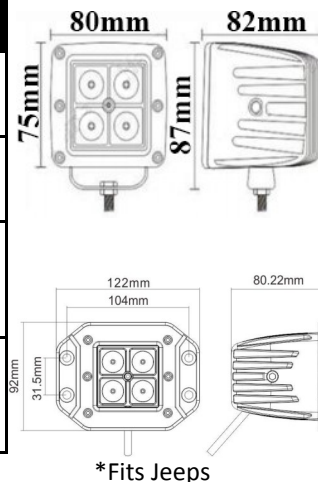
9212BF

9212BS



3.1" EVOLUTIONE SERIES CREE LED DRIVING & WORK LIGHT

P/N	TYPE	VOLTAGE	AMP	LUMENS	CTN
9212F	Flood Beam (90 degree)	10V-30V	1.34@12V, 0.67A@24V	16W output 1440lm	18
9212S	Spot Beam (8 degree)	10V-30V	1.34@12V, 0.67A@24V	16W output 1440lm	18
9212BF	Flood Beam (90 degree), With Bezel	10V-30V	1.34@12V, 0.67A@24V	16W output 1440lm	18
9212BS	Spot Beam (8 degree), With Bezel	10V-30V	1.34@12V, 0.67A@24V	16W output 1440lm	18



CRYSTAL BURST OPTICS

*Bezel Mount

*See price sheet for coloured covers

*Fits Jeeps

9218F

9218S

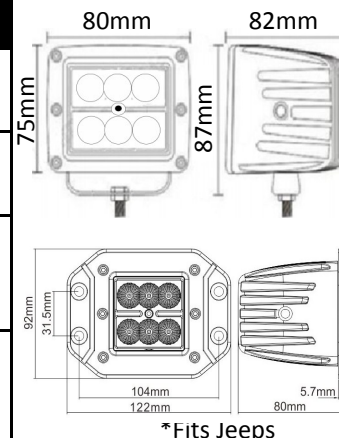
9218BF

9218BS



3.15" EVOLUTIONE SERIES CREE LED DRIVING & WORK LIGHT

P/N	TYPE	VOLTAGE	AMP	LUMENS	CTN
9218F	Flood Beam (90 degree)	10V-30V	1.38A @12V, 0.675A@24V	18W output 2050lm	18
9218S	Spot Beam (25 degree)	10V-30V	1.38A @12V, 0.675A@24V	18W output 2050lm	18
9218BF	Flood Beam (90 degree), With Bezel	10V-30V	1.38A @12V, 0.675A@24V	18W output 2050lm	18
9218BS	Spot Beam (25 degree), With Bezel	10V-30V	1.38A @12V, 0.675A@24V	18W output 2050lm	18



CRYSTAL BURST OPTICS

*Bezel Mount

*See price sheet for coloured covers

*Fits Jeeps

NORTECH EVOLUTIONE SERIES WORK LIGHTS

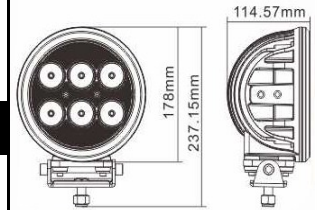


7" - "SUPER DUTY" LED DRIVING LIGHT

Maintenance free 60 watt LED driving + work light. Die-cast aluminum corrosion resistant alloy housing bracket. With Crystal Burst Optics, Waterproof, dustproof, can withstand very low and high temperatures. IP68 rated. Multiple Applications: Marine, small area lighting, Off Road, Emergency vehicles, Work Trucks.

P/N	TYPE	VOLTAGE	AMP	LUMENS	CTN
9246F	Flood Beam	10V-30V	5.4@12V, 2.5A@24V	60W output 5000 lm	8
9246S	Spot Beam	10V-30V	5.4@12V, 2.5A@24V	60W output 5000lm	8

SUPER HD



CRYSTAL BURST OPTICS

9246F



9246S



9260F

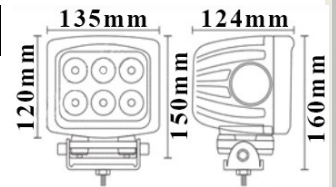


5.3" EVOLUTIONE SERIES CREE LED WORK LIGHT

- High Powered super heavy duty work light
- Waterproof: IP68 rated; min 35000 hours working life

P/N	TYPE	VOLTAGE	AMP	LUMENS	CTN
9260F	Flood Beam (90 degree)	10V-30V	5.4@12V, 2.5A@24V	60W output 6000lm	8
9260S	Spot Beam (10 degree)	10V-30V	5.4@12V, 2.5A@24V	60W output 6000lm	8

SUPER HD



NORTECH VU PACK

9260S

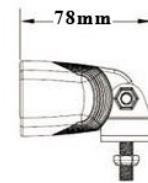
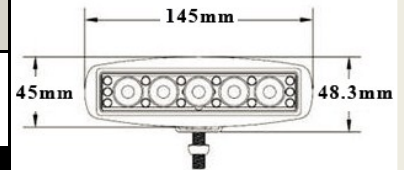


9269F

5.7" OVAL 18W WORK LIGHT

Oval work light also suitable for DRL, driving lights and fog lights. Waterproof IP68 rated

P/N	TYPE	VOLTAGE	AMP	LUMENS	CTN
9269F	Flood	12V-28V	1.05A@12V 0.55a@24V	18W 1350lm	20
9269S	Spot	12V-28V	1.05A@12V 0.55A@24V	18W 1350lm	20



CRYSTAL BURST OPTICS



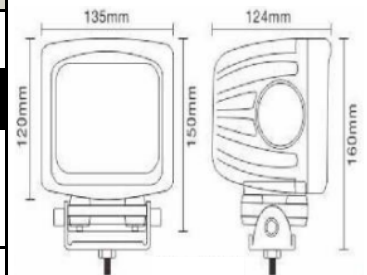
9269S



5.3" EVOLUTIONE SERIES CREE LED WORK LIGHT

- Heavy duty construction IP68/CE/RoHS

P/N	TYPE	VOLTAGE	AMP	LUMENS	CTN
9290F	Flood Beam pattern 90 degrees	10V-30V	5.8A@12V, 2.9A@24V	90W 8100lm	8
9290S	Spot Beam pattern 10 degrees	10V-30V	5.8A@12V, 2.9A@24V	90W 8100lm	8



SUPER HD




9290F

9290S

NORTECH VU PACK



9301




AUXILIARY AMBER TURN SIGNAL

- Water Proof rate: IP67
- Diecast aluminum housing
- Poly carbonate lens
- 10Wx3 CREE LED
- 5000 hours life time
- Mounting Bracket: Aluminum alloy with 304 stainless steel bracket
- Operation temperature -40°C~60°C

P/N	TYPE	WATTAGE	VOLTAGE	AMP	LUMENS	CTN
9301	Auxiliary turn signal	30W	10V-60VDC	1.75A@12V; 0.88A@24V	2250 lm	4

9305

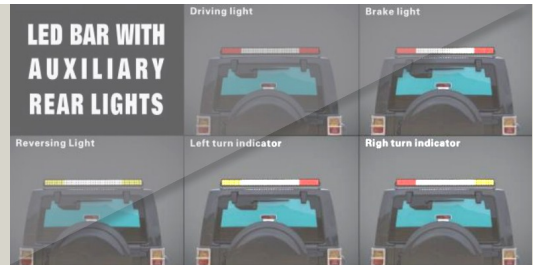


LED LIGHT BAR WITH AUXILIARY AMBER SIGNAL FUNCTION

- Combines our powerful light bars with an auxiliary turn signal function.
- Fully wired and ready to go
- Diecast aluminum housing
- Poly carbonate lens
- 10Wx24 CREE LED
- 5000 hours life time
- Water Proof rate: IP67
- Mounting Bracket: Aluminum alloy with 304 stainless steel bracket
- Operation temperature -40°C~60°C

P/N	TYPE	WATTAGE	VOLTAGE	AMP	LUMENS	CTN
9305	COMBO BEAM	240W	10V-60VDC	17.40A@12V; 8.4A@24V	18000 lm	6

9316



COMBINATION LED LIGHT BAR WITH AUXILIARY STOP, TAIL, TURN LIGHTING FUNCTIONS

- Combination LED light bar with brake light, tail light, right and left turn signal
- Material: Diecast aluminum housing
- Waterproof rate: IP 67
- 3Wx60 Epistar LEDs
- Color Temperature: 6000K
- Beam pattern: Spot/Flood
- Dimensions: 32 inch
- Functions: work light, brake light, tail light, right-left turn indicator

P/N	TYPE	WATTAGE	VOLTAGE	AMPS	LUMENS	CTN
9316	Bar with turn signal	180W	10V-30V	12.4A@12V; 6.2A@24V	12600 lm	4

NORTECH VIKING POWER BARS COMBINATION SPOT FLOOD



HIGH INTENSITY SINGLE ROW CREE LED VIKING POWER BARS

- Uses 10 Watt Cree LED | Waterproof rating:IP67 | Colour temperature: 6000K | Diecast Aluminum Housing | Lens material: PC | Mounting bracket: ALU firm bracket | Combo flood and spot beam patterns



P/N	TYPE	WATT	VOLTAGE	AMP	LUMENS	CTN
9071SF	14"; 6 LEDs x 10W	60W	10V—30V DC	4.26A@12V; 2.10A@24V	5400lm	6
9072SF	22"; 10 LEDs x 10W	100W	10V—30V DC	7.10A@12V; 3.50A@24V	9000lm	6
9073SF	30"; 14 LEDs x 10W	140W	10V—30V DC	9.94A@12V; 4.90A@24V	12600lm	4
9074SF	42"; 20 LEDs x 10W	200W	10V—30V DC	14.20A@12V; 7.0A@24V	18000lm	4
9075SF	51"; 24 LEDs x 10W	240W	10V—30V DC	17.40A@12V; 8.4A@24V	21600lm	4

9071SF

9072SF

9073SF


9074SF

9075SF



SINGLE ROW CREE LED CURVED VIKING POWER BARS

- Uses 10 Watt Cree LED | Waterproof rating:IP67 | Colour temperature: 6000K | Diecast Aluminum Housing | Lens material: PC | Mounting bracket: ALU firm bracket | Combo flood and spot beam patterns | Features 10W CREE LED's



P/N	TYPE	WATT	VOLTAGE	AMP	LUMENS	CTN
9071CSF	14"; 6 LEDs x 10W	60W	10V—30V DC	4.26A@12V; 2.10A@24V	5400lm	6
9072CSF	22"; 10 LEDs x 10W	100W	10V—30V DC	7.10A@12V; 3.50A@24V	9000lm	6
9073CSF	30"; 14 LEDs x 10W	140W	10V—30V DC	9.94A@12V; 4.90A@24V	12600lm	4
9074CSF	42"; 20 LEDs x 10W	200W	10V—30V DC	14.20A@12V; 7.0A@24V	18000lm	4
9075CSF	51"; 24 LEDs x 10W	240W	10V—30V DC	17.40A@12V; 8.4A@24V	21600lm	4

9071CSF

9072CSF

9073CSF

9074CSF

9075CSF



QUAD VIKING POWER BARS

- Uses 3 Watt Cree LED | Waterproof rating:IP67 | Colour temperature: 6500K | Diecast Aluminum alloy Housing | Lens material: PC | Mounting bracket: ALU firm bracket | Combo flood and spot beam patterns



P/N	TYPE	WATT	VOLTAGE	AMP	LUMENS	CTN
9380SF	3.9"; 12 LEDs	36W	9V-32V DC	2.13A@12V; 1.06A@24V	2520lm	12
9381SF	6.57"; 24 LEDs	72W	9V-32V DC	4.8A@12V; 2.4A@24V	5040lm	8
9382SF	9.25"; 26 LEDs	108W	9V-32V DC	7.2A@12V; 3.6A@24V	7560lm	8
9383SF	12"; 48 LEDs	144W	9V-32V DC	9.78A@12V; 4.89A@24V	10080lm	6
9384SF	14.57"; 60 LEDs	180W	9V-32V DC	12.4A@12V; 6.2A@24V	12600lm	6
9385SF	17.24"; 72 LEDs	216W	9V-32V DC	14.4A@12V; 7.2A@24V	15120lm	6

9380SF

9381SF

9382SF

9383SF

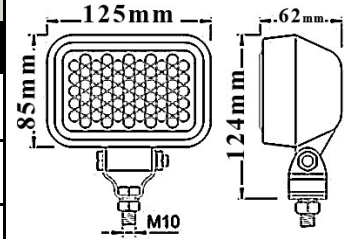
9384SF



9048



RUBBER HOUSING 5" x 3" LED UTILITY LIGHT					
P/N	TYPE	Voltage	Amp		CTN
9048	rubber	12V-28V	.5A@12V .26A @24V		20
9048C	Chrome	12V-28V	.5A@12V .26A @24V		20
9048W	White, Rubber	12V-28V	.5A@12V .26A @24V		20
9048-01	Replacement sealed LED modules for 9048				



9048C

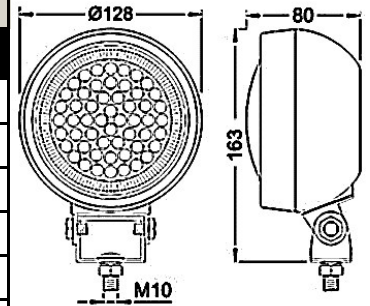
9048W



9050



RUBBER HOUSING PAR 36 LED TRACTOR/UTILITY LIGHT						
P/N	TYPE	Voltage	Amp	Lumens		CTN
9050	Spot Beam	12V	.5A@12V	5.2W output 600lm		20
9050-24V	Spot Beam	12V-24V	.5A@12V, .26@24V	5.2W output 600lm		20
9050F	Flood Beam	12V	.5A@12V	5.2W output 600lm		20
9050F-24V	Flood Beam	12V-24V	.5A@12V, .26@24V	5.2W output 600lm		20
9050-01	Replacement sealed LED modules for 9050 includes LED sealed unit and wire					
9050F-01	Replacement sealed LED modules for 9050F, includes LED sealed unit and wire					



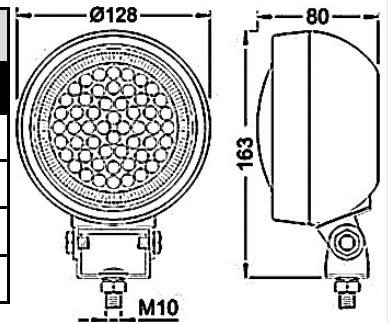
9050F



9050A



RUBBER HOUSING PAR 36 LED WARNING LIGHTS					
P/N	TYPE	Voltage	Amp	Lumens	CTN
9050A	Amber	12V	.5A@12V	5.2W output, 600lm	20
9050B	Blue	12V	.5A@12V	5.2W output, 600lm	20
9050G	Green	12V	.5A@12V	5.2W output, 600lm	20
9050R	Red	12V	.5A@12V	5.2W output, 600lm	20



9050B

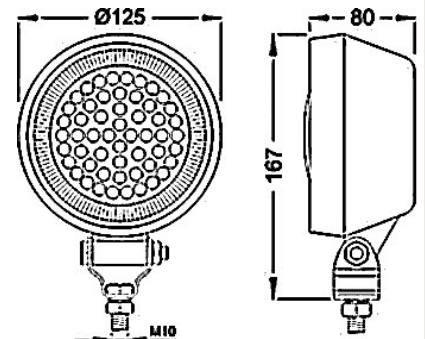
9050G

9050R

9050W



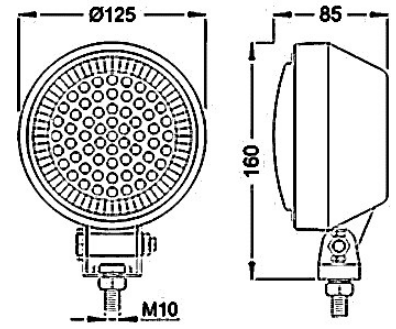
WHITE RUBBER HOUSING PAR 36 LED WORK LIGHT					
Par 36 White Rubber LED Work Light, great for the marine industry, truck bodies, and tow trucks					
P/N	TYPE	Voltage	Amp	Lumens	CTN
9050W	Work Light, Spot Pattern par 36	12V-28V	.5A@12V, .26A@24V	324lm	20



9051



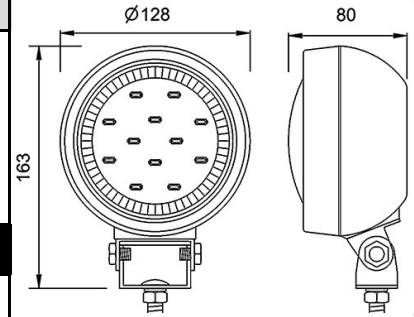
4.9" LED CHROME ABS WORK LIGHT					
P/N	TYPE	Voltage	Amp	Lumens	CTN
9051	Chrome Work Light	12V	.5A@12V	600lm	20



9053F



RUBBER HOUSING PAR 36 SMD LED WORK LIGHT					
<ul style="list-style-type: none"> Par 36 LED work light features the latest SMD LED chip technology that produce a true white light source that will last over 50,000 hours. Multi-Volt, 550 lumen fully sealed waterproof & shock resistant LED unit. Features a rubber housing, polycarbonate lens and stainless steel mounting hardware. 					
P/N	TYPE	Voltage	Amp	Lumens	CTN
9053F	Work Lamp	12V-24V	.8A@12V, .4V@24V	6W output 550lm	20



9061

9061SB

9061WS

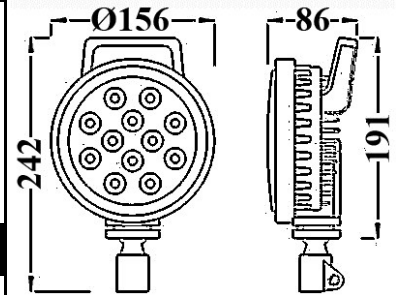


9061



9061SB

6" - "BAJHA" LED WORK LIGHT WITH HANDLE & SWIVEL MOUNT					
<p>6 inch Round High Powered LED light. 12 x 1 Watt high power Cool White LEDs. 12-24VDC operating voltage range, IP67 waterproof light. Black coated aluminum housing with integral heat sink, and polycarbonate lens. Produces narrow spot 20 degree beam pattern. Permanent mount LED spotlight is equipped with a control handle and tension hinges that allow the unit to be easily adjusted and set into position. Includes mounting hardware.</p>					
P/N	TYPE	Voltage	Amp	Lumens	CTN
9061	BAJHA HI LITE with Handle	12V & 24V	2.6A@12V, 1.21A@24V	12W output 1350lm	8
9061SB	Square base with Handle and Mounting screws	12V & 24V	2.6A@12V, 1.21A@24V	12W output 1350lm	8
9061WS	Handle, mounting base, and Waterproof Switch	12V & 24V	2.6A@12V, 1.21A@24V	12W output 1350lm	8



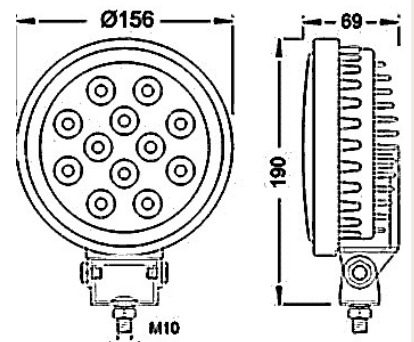
9061WS

WATERPROOF SWITCH

9063




6" - "BAJHA" LED WORK LIGHT					
<p>6 inch round high powered LED light great for off road use. IP67 rated water proof + shock proof.</p>					
P/N	TYPE	Voltage	Amp	Lumens	CTN
9063	BAJHA HI LITE , Spot Beam	12V & 24V	.9A@12V, .5A@24V	12W output 1350lm	10




6750



Water Proof twist to lock connection



Weather sealed



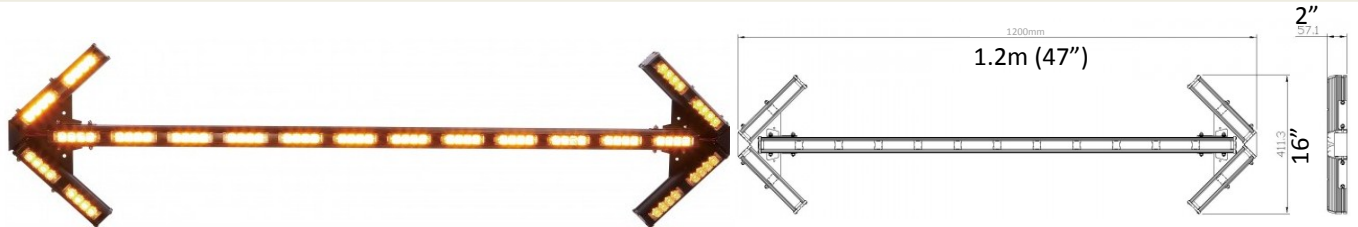
Water Proof connection

INDICATOR LED TRAFFIC ARROW (SAE Class 1)

- All connections have been sealed to make them water proof and weather proof.
- Aluminum body to withstand harsh weather and corrosion.
- Waterproof twist to lock connections.
- Comes with a control box which allows the user to turn on/off and select through various patterns: right; left; alternating and hazard

P/N	COLOUR	TYPE	VOLTAGE	CTN
6750	Amber	Traffic Arrow	12V—24V	1

6748



INDICATOR LED ARROW STICK (SAE Class1; CA13)

- All connections have been sealed to make them water proof and weather proof
- SAE class 1 and CA title XIII, ECE requirements
- Aluminum housing
- 4 flash patterns: All flash, left, right, split, both simultaneously and alternating
- Control box included
- *1.6m (63") available on special order

P/N	COLOUR	TYPE	VOLTAGE	CTN
6748	Amber; 1.2m (47")	Directional Arrow	12V—24V	1

TOW MAN'S BAR



5441A
5449A
5459A




ALUMINUM BODY



CONTROL BOX



GEN 3.5 LEDs



ULTRA SLIM



*Available in three sizes



"TOW MAN'S" LED WARNING LIGHT BAR

- Multiple flash patterns and built-in amber arrow stick with 8 patterns
- Tough I beam construction with aluminum top and base
- Gen 3.5 LED modules
- Clear outside Polycarbonate lens, clear internal lens Amber LEDs
- Features: LED stop, tail, turn
- Ultra slim profile 1" bar; 2.5" with mounting hardware with adjustable legs
- Includes control box pre-wired

P/N	SIZE	VOLTAGE	WATTS	CTN
5441A	41" x 3.5" x 1"	12V or 24V	102x1W	3
5449A	49" x 3.5" x 1"	12V or 24V	126x1W	3
5459A	59" x 3.5" x 1"	12V or 24V	150x1W	3

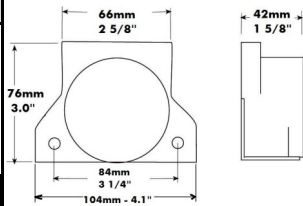
NORTECH

WARNING LIGHT BAR
ALUMINUM
ULTRA SLIM
TOW MAN'S BAR

9133



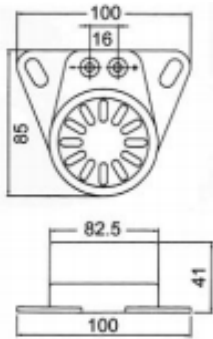
BACK-UP ALARM WITH GROUND PLATE			
	<ul style="list-style-type: none"> • Modern design, single sound level • ABS housing with encapsulated components • Available in 87, 97, 102 decibels • Meets CE, E11 and SAE J994 requirements 		
P/N	TEMPERATURE	VOLTAGE	DECIBELS
9133-97	-40C (104F) to 85C (185F)	12V-48V	97 dcb
9133-87	-40C (104F) to 85C (185F)	12V-48V	87 dcb



9138



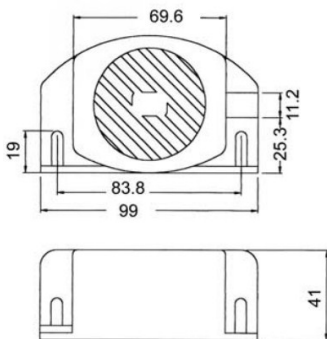
BACK-UP ALARM			
	<ul style="list-style-type: none"> • Designed for mounting in tight areas • Single sound level with #8-32 UNC term • ABS housing, bracket covers a wide range of mounting applications • Operating range 12-24 volt • Meets CE, IP67 and SAE requirements 		
P/N	TEMPERATURE	VOLTAGE	DECIBELS
9138-97	-40C (104F) to 85C (185F)	12V-24V	97 dcb



9165



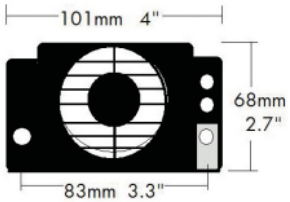
BACK-UP ALARM			
	<ul style="list-style-type: none"> • Used for all vehicle and forklift applications • Terminal stud-mounted unit • ABS housing with encapsulated components • Steam cleanable, pressure washable • Less than .5 amp draw, single sound level • Meets CE, E11, IP67 & SAE J994 requirements 		
P/N	TEMPERATURE	VOLTAGE	DECIBELS
9165-87	-40C (104F) to 85C (185F)	12V-48V	87 dcb
9165-97	-40C (104F) to 85C (185F)	12V-48V	97 dcb
9165-102	-40C (104F) to 85C (185F)	12V-48V	102 dcb



9169



EASY MOUNT SELF GROUNDING BACK-UP ALARM			
	<ul style="list-style-type: none"> • For heavy duty truck and all rubber tired vehicle application • Unit can be grounded through mounting screw • Glass-filled nylon housing with encapsulated components • Steam cleanable, pressure washable • Less than .65 amp draw, single sound level • Meets CE, E11, IP67 and SAE requirements 		
P/N	TEMPERATURE	VOLTAGE	DECIBELS
9169-87	-40C (104F) to 85C (185F)	12-48 volt	87 dcb, SAE type D
9169-97	-40C (104F) to 85C (185F)	12-48 volt	97 dcb, SAE type C
9169-102	-40C (104F) to 85C (185F)	12-48 volt	102 dcb, SAE type F

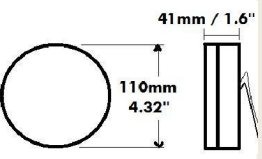


NORTECH BACKUP ALARMS

9190



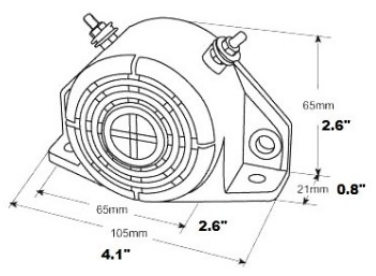
ROUND GROMMET FITTING BACK-UP ALARM			
<ul style="list-style-type: none"> Grommet mount back-up alarm fits into industry standard 4.5" grommet for 4" tail lights Hard wired for weather tight seal, SAE type C. Meets CE, E11, Ip67 and SAE J994 requirements 			
P/N	TEMPERATURE	VOLTAGE	DECIBELS
9190	-40C (104F) to 85C (185F)	12V-48V	97 dcb




9199



ECONOMICAL BACK-UP ALARM			
<ul style="list-style-type: none"> back-up alarm in a VU-PACK Dual terminal, components sealed Single sound level 			
P/N	TEMPERATURE	VOLTAGE	DECIBELS
9199	-40C (104F) to 85C (185F)	12V-36V	97 dcb



9499



COMBINATION LED LIGHT BAR AND WARNING SYSTEM				
<ul style="list-style-type: none"> Low profile Combination Bar features directional signal, tail lights, stop lights, backup light, back-up alarm, warning light and work lights, prewired and on a bar ready to install. Weather proof design great for pick-up trucks, SUV, mining vehicles, and work trucks 				
P/N	TYPE	OPERATING TEMPERATURE	DUAL VOLTAGE	CTN
9499	All in one Light bar	-40C (104F) TO +65C (149F)	12Vdc	1
9499 Contains:		<ol style="list-style-type: none"> LED diecast work light; 1300lm each LED beacon class 2 97 decibel back-up alarm LED stop/tail/turn lights LED back-up lamps 		

Nortech Innovative Products offers a complete line of back-up alarms with various sound levels and operating voltages to meet your back-up alarm requirements. Our back-up and safety alarm coverage is one of the broadest in the industry. Our standard back-up alarms come with a 2-year warranty. With our program there is no need to carry alarms of different operating voltages. All of our alarms are multi-voltage to reduce the number of SKU's you need to stock. Reliable and durable - our large coverage of alarms will satisfy your needs.

9100

CAMERA SYSTEMS



SAFETY CAM- 7" WIDESCREEN, COLOR CAMERA SYSTEM

- Safety Cam system is automatically activated when reverse gear is engaged
- Designed for heavy duty vehicle applications; work trucks, vans, buses, motor homes.
- Includes multilingual 7" color LCD video display
- Video inputs (AV1, AV2, AV3)
- 120 degree night vision CCD weather-proof camera with 18 infrared LEDs that provide 35' nighttime visibility.
- Includes 65ft/20m waterproof harness
- This kit has everything you need to get started: monitor, camera, 65ft harness and cable. Two cameras can be added
- Shock rating 150G; Vibration rating 15G
- IP68, E13, FCC, CE

P/N	TYPE	CORD LENGTH	VOLTAGE	CTN
9100	Safety Cam	65ft	DC10-30V	1

9100TC

CAMERA SYSTEMS



SAFETY CAM- 7" CAMERA, DESIGNED FOR TRAILER APPLICATIONS

- Automatically activated when reverse gear is engaged
- Night vision camera (18 pcs infrared LED), high resolution picture quality even in low illuminated conditions with nighttime visibility up to 35'
- Full function wireless control
- 7" safety camera, colour LCD, multilingual, video inputs (AV1, AV2, AV3)
- Specially designed for trailers
- Shock rating 100G; Vibration rating 15G
- IP68, E13, FCC, CE
- Can be connected with two cameras

P/N	TYPE	VOLTAGE	CTN
9100TC	Safety Cam	DC10-30V	1

9100W

CAMERA SYSTEMS



7" HEAVY DUTY WIRELESS REAR VIEW CAMERA

- Designed for truck, work truck, trailer, bus, RV or 5th wheel
- 7" colour LCD wireless display
- Night vision CCD camera with 18 infrared LEDs with night time visibility up to 35' with a 130 degree angle
- Transmission power 10mw/50mw
- System is automatically adjusted when the reverse gear is engaged
- IP68, E13, FCC, CE

P/N	TYPE	CORD LENGTH	VOLTAGE	CTN
9100W	Wireless rear view camera system	Wireless	12V-24V	1

REAR-VIEW CAMERA SYSTEM

9102



4.3" "MIRROR CAMERA" CAMERA

- Rear-view mirror with built-in monitor
- Suitable for pickup trucks, suv and car.
- Automatically activated when the reverse gear is engaged
- Wide vision camera
- Night vision and water proof IP68

P/N	TYPE	VOLTAGE	CTN
9102	Reverse camera	DC12V	1

9105



5" REAR VIEW CAMERA SYSTEM

- Automatically activated when the reverse gear is engaged
- Multilingual, 5" digital panel, supports 2 channel video inputs
- Shock resistant, designed specifically for mobile use

P/N	TYPE	VOLTAGE	CTN
9105	Reverse camera	DC12V-24V	1

9120



5.6" REAR VIEW CAMERA SYSTEM WITH MOUNTING DISH

- Heavy duty rear view camera system
- Automatically activated when the reverse gear is engaged
- Night vision (18 IR LEDs), high resolution picture quality even in low illuminated conditions up to 35' of night time visibility
- Full function wireless control
- Multilanguage, video inputs (AV1, AV2, AV3)
- Especially designed for bus and heavy duty vehicle applications
- IP68, E13, FCC, CE

P/N	TYPE	VOLTAGE	CTN
9120	Rear view camera system	12V-24V	1
9120-2	5.6" monitor	12V-24V	1



9125



7" QUAD REAR-VIEW MONITORING SYSTEM

- For heavy duty, truck, bus, work truck applications
- 7" Quad systems includes:
 - 7" Quad TFT digital LCD monitor with 4 way inputs, automatic switching with picture in picture function. Single Dual and Quad images available on monitor.
 - 4 CCD water-proof night vision 120 degree cameras with visibility up to 35' at night time.
 - Video is changed automatically to rear view when backing up
 - Electronic shutter 1/100,000 on/off

P/N	TYPE	VOLTAGE	CTN
9125	Monitoring System	DC10-30V	1



REAR-VIEW CAMERA SYSTEM

9109QV

9109RV



SAFETY CAM- 9" QUAD AND REAR VIEW CAMERA SYSTEM

- Safety Cam system is automatically activated when reverse gear is engaged
- Specially designed for bus and heavy duty vehicle applications
- Includes 9" color LCD video display
- Comes with 1 day/night vision CCD camera with 18 IR LEDs
- Includes 65ft/20m waterproof harness
- This kit has everything you need to get started: monitor, camera, harness and cable
- Waterproof IP68, E13, FCC, CE

P/N	TYPE	DISPLAY	VOLTAGE	CTN
9009QV	9" Quad view monitor	TFT 9" monitor with 4 -way AV input	10VDC -32VDC	1
9109RV	9" Rear view camera system	TFT 9" monitor with 3 video frequency input	10VDC -32VDC	1



ACCESSORIES MONITORS

9100-1 | 7" Monitor

- LCD video display
- Multi-language
- 12-24V
- 3 video inputs (AV1, AV2, AV3), automatic/manual switcher



9102-1 | 4.3" Rear-view camera

- 4.3" digital TFT LCD
- DC12V
- Brightness: 300 cd/m²
- Reflection mirror optional



9125-TS | 7" Quad monitor with touch panel

- Almighty Operating system
- Touch screen
- DC12V-24V
- Single, Dual, Triple and Quad available
- Auto switches to working channel



9100-2MC | Mini CCD camera

- DC8V-15V
- 500 x 582 px
- 120 degrees
- Waterproof IP67, vibrations-resistant



ACCESSORIES

9100-2 | Day and night CCD camera

- Waterproof
- DC12V
- 1.5W
- Color CCD
- View angle: 120 degrees



9100-2W | Day and night Wireless CCD camera

- Waterproof
- DC12V
- 1.5W
- Color CCD
- View angle: 130 degrees
- 2.4GHz



9100-2AS | Day and night CCD camera with OSD

- Waterproof
- DC12V
- Color CCD
- View angle: 120 degrees



9125-2TS | 360 degree rotation CCD camera

- DC12V
- Vibration-resistant
- View angle: 120 degrees
- Waterproof IP67



9100-4 | Waterproof harness

- 65 feet
- Connects display and camera



9105-2 | Day and night CMOS camera

- Metal body
- Waterproof IP67
- DC12V



9125-2LV | Large vehicle reversing CCD camera

- DC12V
- Day and night
- 120 degrees
- Color



9120-2TC | Transit Camera

- DC12V
- Up to 170 degrees
- Waterproof IP67





Transportation Grade Conspicuity Tape:

- For ultimate night time visibility, use our microprismatic high-intensity tape
- Meets or exceeds all requirements.
- Provided with the DOT-C2 markings as per NHTSA 9CFR571.108
- Outdoor rated and easy to use, 7 year rated
- 2" (51mm) x 150' reflective tape with alternating red and white patterns.



CONSPICUITY TAPE DOT— C2—NHTSA 9CFR571.108	
P/N	SPECIFICATIONS
9106-5	Pattern 6" (red) x 6" (silver) x 2" x 150ft roll / 152mm (red) x 152mm (silver) x 51mm x 45.72m roll
9106-51	Pattern 6" (silver) x 6" (red) x 1"x 150ft roll
9107-5	Same as 9106-5 conspicuity tape kiss cut every 12 inches
9108-5	White (silver) Conspicuity Tape, 2" x 150ft roll
9111-5	Pattern 7" (silver) x 11" (red) x 2"x 150ft roll
9111-51	Pattern 7" (silver) x 11" (red) x 1"x 150ft roll
9112-5	Same as 9111-5 conspicuity tape kiss cut every 18in

PACKAGED STRIPS	
P/N	SPECIFICATIONS
9106K	Conspicuity Tape Kit, 8 pieces of 6" x 6" strips, DOT-C2. Bagged and carded
9111K	Conspicuity Tape Kit, 8 pieces of 7"/11" strips, DOT-C2. Bagged and carded

Custom Rolls with your Name or Logo:

2" /51mm x 150ft /45.72m roll of reflective tape with alternating red and white pattern

- Provided with the DOT-C2 markings as per NHTSA 9CFR571.108
- Customized with your name or logo on the tape

[Minimum order and set up charges may be applicable]

DOT-C2 CUSTOM CONSPICUITY TAPE WITH NAME/LOGO	
[Each roll is 2" (5.1cm) x 150ft (45.72m) with your company's name or logo]	
P/N	SPECIFICATIONS
9106CNL	Same as 9106-5 but with your company's name and or logo on the tape. Minimum order applies.
9111CNL	Same as 9111-5 but with your company's name and or logo on the tape. Minimum order applies.






REFLECTIVE TAPE FOR RAILWAY CARS	
P/N	SPECIFICATIONS
9127-1	Yellow Retro-reflective conspicuity tape for marking rail cars; 4" x 105ft roll. ASTM D4956-01a




SCHOOL BUS REFLECTIVE TAPE	
P/N	SPECIFICATIONS
9128 -1	Yellow Retro-reflective conspicuity tape for Marking School buses. 1" x 150ft microprismatic school bus tape
9128-2	Yellow Retro-reflective conspicuity tape for Making School buses. 2" x 150ft microprismatic school bus tape
9128S	Yellow school bus sign



- Our EvolutionE reflectors will not fall off like plastic reflectors with an adhesive backing. The EvolutionE reflector sticks to anything and is easy to install, no screws. The reflector meets SAE A, DOT specifications and ASTM IV.
- The EvolutionE reflectors are available in 2 shapes; round and rectangular.



9490



9491

EVOLUTIONE REFLECTORS			
P/N	COLOR	SPECIFICATIONS	CTN
9490A	Amber	Round 2 7/8" SAE A, DOT, ASTM reflector	100
9490R	Red	Round 2 7/8" SAE A, DOT, ASTM reflector	100
9490KA	Amber	2 pcs of 9490A poly bagged and carded	25
9490KR	Red	2 pcs of 9490R poly bagged and carded	25
9490A-10	Amber	10 pcs of 9490A poly bagged and carded	100
9490R-10	Red	10 pcs of 9490R poly bagged and carded	100
P/N	COLOR	SPECIFICATIONS	CTN
9491A	Amber	Rectangle reflector 4 5/16" x 1 11/16"	100
9491R	Red	Rectangle reflector 4 5/16" x 1 11/16"	100
9491KA	Amber	2 pcs of 9491A poly bagged and carded	25
9491KR	Red	2 pcs of 9491R poly bagged and carded	25
9491A-10	Amber	10 pcs of 9491A poly bagged and carded	100
9491R-10	Red	10 pcs of 9491R poly bagged and carded	100

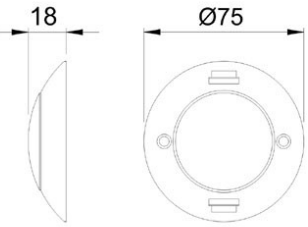


NORTECH INTERIOR COURTESY & DOME LIGHTS

90102C



3" LED MINI DOME COURTESY LIGHT						
<ul style="list-style-type: none"> White or Chrome surface mount, 3" mini dome & courtesy lights. Designed for overhead or side-mounting. 6 SMD LEDs, Mini LED Dome Lamp 						
P/N	TYPE	VOLTAGE	AMP	LUMEN	CTN	
90102C	Chrome	12-24V	0.06A@12V; 0.33A@24V	42lm	40	
90102W	White	12-24V	0.06A@12V; 0.33A@24V	42lm	40	



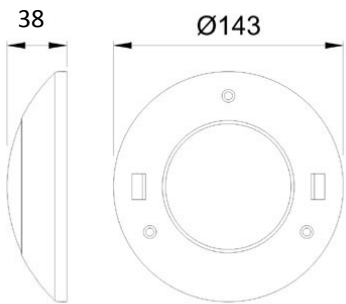
90102W



90103W



5.6" LED DOME LIGHT						
LED dome light designed for general illumination, for overhead or bulkhead, surface mount. White plastic construction with SMD LED chips with switch.						
P/N	TYPE	VOLTAGE	AMP	LUMEN	CTN	
90103W	SMD LEDs, LED Dome Lamp	12V-28V	0.315A@12V; 0.166A@24V	600lm; 6W	20	



3060P



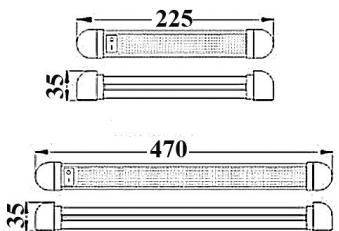
UNIVERSAL CAR & TRUCK LED COURTESY + DOME LIGHT KIT						
<ul style="list-style-type: none"> LED Car Interior Courtesy & Dome light kit. Replaces your incandescent dome and courtesy light bulbs with an LED panel that is eco friendly, has a long life of 90,000 hours and saves your vehicles battery. Easy to install: universal design with 6 different adapters to fit most foreign + domestic vehicles. Open lens of the dome lights and remove original bulbs. Choose included adapter that is similar to the original bulb, connect LED to adapter, test by turning on dome light, affix with self adhesive tape (included) on back of LED to the vehicle. 						
P/N	TYPE	VOLTAGE	AMP	LUMEN	CTN	
3060P	Courtesy lamp replacement Kit	12V DC, 5 adapters	0.14A@112V	120lm	200	



90104



INTERIOR SWIVEL MOUNT LED BAR LIGHTS						
P/N	TYPE	VOLTAGE	AMP	LUMEN	CTN	
90104	8.9" 9 SMD LEDs, Interior Swivel Lamp	12-24V	0.05A@12V; 0.038A@24V	70lm	20	
90105	18.5" 30 SMD LEDs, Interior Swivel Lamp	12-24V	0.102A@12V; 0.086A@24V	210lm	20	



90105

LED<SMD<SMD LED



LED MINI BULBS SMD CHIP

P/N	DESCRIPTION	COLOUR	VOLTAGE	CTN
194ASMD	T10wedge-11 (SMD Chip)	Amber	12V	2
194ASMDL	T10wedge-09 (SMD with LED)	Amber	12V	2
194BSMDL	T10wedge-11 (SMD Chip)	Blue	12V	2
194GSMDL	T10wedge-09 (SMD with LED)	Green	12V	2
194RSMD	T10wedge-11 (SMD Chip)	Red	12V	2
194RSMDL	T10wedge-09 (SMD with LED)	Red	12V	2
194SMD	T10wedge-11 (SMD Chip)	White	12V	2
194SMDL	T10wedge-09 (SMD with LED)	White	12V	2
194BSMDL	T10wedge-09 (SMD with LED)	Blue	12V	2

P/N	DESCRIPTION	COLOUR	VOLTAGE	CTN
1004SMD	SMD Bulb	Chrome	12V	1

P/N	DESCRIPTION	COLOUR	VOLTAGE	CTN
1156RSMD	T25-10-19LEDS	Red	12V	1
1156ASMD	T25-10-19LEDS 1156 BA15S (SMD Chip)	Red	12V	1
1156SMD	T25-10-19LEDS 1156 BA15S (SMD Chip)	White	12V	1
1157ASMD	T25-10-19LEDS 1157 BAY15D (SMD Chip)	Amber	12V	1
1157RSMD	T25-10-19LEDS 1157 BAY15D (SMD Chip)	Red	12V	1
1157SMD	T25-10-19LEDS 1157 BAY15D (SMD Chip)	White	12V	1

LED MINI BULBS

P/N	DESCRIPTION	COLOUR	VOLTAGE	CTN
1895AHP	Ba9s-07HP	Amber	12V	2
1895RHP	Ba9s-07HP	Red	12V	2
1895WHP	Ba9s-07HP	White	12V	2

NORTECH



P/N	DESCRIPTION	COLOUR	VOLTAGE	CTN
3157LED	3157-02 -36LEDS	White	12V	1
3157ALED	3157-02 -36 LEDS	Amber	12V	1
3157RLED	3157-02 -36 LEDS	Red	12V	1

P/N	DESCRIPTION	COLOUR	VOLTAGE	CTN
194APC	T10 Wedge-05	Amber	12V	2
194PC	T10 Wedge-05	White	12V	2
194RPC	T10 Wedge-05	Red	12V	2

P/N	DESCRIPTION	COLOUR	VOLTAGE	CTN
904	Led Bulb 2 pack	White	12V	2


P/N	DESCRIPTION	COLOUR	VOLTAGE	CTN
921	Led Bulb 2 pack	White	12V	2

LED MINI BULBS (ECONOMY)

P/N	DESCRIPTION	COLOUR	VOLTAGE	CTN
1156	T25-01-19LEDS 1156 BA15S	White	12V	1
1156A	T25-01-19LEDS 1156 BA15S	Amber	12V	1
1156R	T25-01-19LEDS 1156 BA15S	Red	12V	1
1157	T25-01-19LEDS 1157 BAY15D	White	12V	1
1157A	T25-01-19LEDS 1157 BAY15D	Amber	12V	1
1157R	T25-01-19LEDS 1157 BAY15D	Red	12V	1

P/N	DESCRIPTION	COLOUR	VOLTAGE	CTN
1895A	Ba9s-11	Amber	12V	2
1895R	Ba9s-11	Red	12V	2
1895W	Ba9s-11	White	12V	2

P/N	DESCRIPTION	COLOUR	VOLTAGE	CTN
3157	3157-01 19 LEDS	White	12V	1
3157A	3157-01 19 LEDS	Amber	12V	1
3157R	3157-01 19 LEDS	Red	12V	1



INDUSTRIAL-STYLE STROBE BEACON (SAE Class 3)

1442



- Re-enforced nylon base and polycarbonate lens seals out environmental hazards
- Multi-voltage 12-80 volt, 80 quad flashes per minute
- Voltage spike protection
- Draws .14 amps at 12 volts., and .45 amps at 80 volts
- E13 and CE requirements

1452 Models:

- 1442A Amber
- 1442B Blue
- 1442C Clear
- 1442R Red
- 1442FP—pole mount option

INDUSTRIAL-STYLE STROBE BEACON (SAE Class 3)

1442M

Magnetic mount



- Multi-voltage 12-80 volt, 80 quad flashes per minute
- Draws .14 amps at 12 volts., and .45 amps at 80 volts
- E13 and CE requirements

1442M Models:

- 1442MA Amber
- 1442MB Blue

“SUPERBOLT”™ LOW PROFILE STROBE BEACON

1400



- Compact permanent mount with polycarbonate base and mounting flange
- Automatically adjusts to multi-voltages [12-60 volt]
- 4 joules, double flash, polycarbonate lens and base

1400 Models:

- 1400A Amber
- 1400B Blue
- 1400C Clear
- 1400G Green
- 1400R Red

MAGNETIC MOUNT “SUPERBOLT”™ BEACON (SAE Class 3)

1400M



- Multi-use magnetic mount with coiled cord and car adapter plug
- 360 degree with polycarbonate lens and with flange mount base
- Multi-voltages [12-60 vdc]
- 4 joules, double flash
- Meets SAE J1318 class 3 requirements

1400 Models:

- 1400MA Amber
- 1400MB Blue
- 1400MC Clear
- 1400MG Green
- 1400MR Red

INNOVATOR (TM) HEAVY-DUTY STROBE BEACON (SAE Class 3)

4551



- Features both flange mount and pipe mount options
- True weather tight seal
- multi-voltage 12-24 volt, 10 joule

4551 Models:

- 4551-2X Models:[2X flash pattern]
 - 4551A-2X Amber LED
 - 4551B-2X Blue LED
 - 4551C-2X Clear LED
 - 4551G-2X Green LED
 - 4551R-2X Red LED
- 4551-4X Models:[4X flash pattern models]
 - 4551A-4X Amber LED
 - 4551B-4X Blue LED
 - 4551C-4X Clear LED
 - 4551G-4X Green LED
 - 4551R-4X Red LED

RUBBER-BASED STROBE BEACON (SAE Class 2)

4749



- Rubber-based, stud mounted strobe beacon is popular with construction and disposal fleets
- Polycarbonate lens is mounted on a rubber base providing extra shock resistance
- Components are coated to protect from weather and road shock
- Meets SAE class 2 requirements

4749 Models:

- [All models are stud mount beacons]
- 4749A Amber LED
- 4749B Blue LED
- 4749C Clear LED
- 4749G Green LED
- 4749R Red LED

MEDIUM PROFILE STROBE BEACON (SAE Class 2)

4200



- Pipe mount and flange mount
- Weather and vibration resistance
- 8 joule, meets SAE J1318 class 2 requirements

4200 Models:

- 4200 Double-Flash Models: [Each beacon is a 2X flash, low profile strobe]
 - 4200A-2X Amber LED
 - 4200B-2X Blue LED
 - 4200C-2X Clear LED
 - 4200FT-2X Double flash tube
- 4200-Quad Flash Models: [Each beacon is a 4x flash, low profile strobe]
 - 4200A-4X Amber LED
 - 4200B-4X Blue LED
 - 4200C-4X Clear LED
 - 4200FT-4X Quad flash tube
 - 4200G-4X Green LED
 - 4200R-4X Red LED

6400



“Sneak a Strobe” Kits

- Each concealed “Sneak a Strobe” Kit projects a brilliant burst of light effective for vehicle identification & tracking in any weather condition
- Light heads are fully encapsulated to protect

6400 Model Kits:

[Each kit contains 4 outlet power supply, 60 watts, multi-voltage box of 12-48 volt, 15ft shielded cables and 4 “Sneak a Strobe” strobe tubes]

- 6400A Amber LED
- 6400B Blue LED

NORTECH VIKING STRIP & ROPE LIGHTING

IP67 12V



Cut to length on outline

12V LED STRIP LIGHTING WITH ADHESIVE BACK/CONNECTOR CLIPS

P/N	SIZE	COLOUR	AMPS	LUMEN
N75050W-18	18"(1.5')	White	0.4	370
N75050W-24	24"(2')	White	0.5	480
N75050W-36	36"(3')	White	0.8	720
N75050W-48	48"(4')	White	1.1	950
N75050W-5M	5m(16.4')	White	4.5	785lm/m

- Other colours are available on special orders.

IP67 12V



12V LED STRIP LIGHTING IN 50M ROLLS (With adhesive back)

P/N	SIZE	COLOUR	AMPS	LUMEN
N75050W-50M	50m(164')	White	0.9amp/m	785lm/m
N75050RGB-50M	50m(164')	Multi-colour	0.9amp/m	785lm/m

- Other colours are available on special orders.
- White N75050 strip can only be used in maximum of 5m lengths.

IP67 12V




COMPLETE 12V RGB STRIP LIGHT KIT

P/N	SIZE	COLOUR	AMPS	LUMEN
N75050KRGB	5m(16.4')	Multi-colour	0.9amp/m	785lm/m

- Includes 5m RGB strip lighting, remote controller 12V Adapter (plugs into 110V).

IP67 12V



Cut to length every 3 diodes

12V ROUND LED ROPE LIGHT KIT

P/N	TYPE	COLOUR	AMPS	LUMEN
N74050KW	16m(52.5'); Kit	White	0.9amp/m	785lm/m
N74050W-50M	50m(164')	White	0.9amp/m	785lm/m
N74050WW-50M	50m(164')	Warm White	0.9amp/m	785lm/m

- Led rope light, with all connectors, end caps, and clips; VU Pack
- 200lm per meter (3.3"), 360 degree viewing angle
- Available in bulk 50m roll

Mounting Clips

Rope light power Cable

End caps

Centre connectors



N70450-1



N70450-2



N70450-3



N70450-4

IP67 12V



12V ADAPTER

P/N	VOLTAGE	DESCRIPTION
N75051	12V	110 to 12V adapter plugs in the wall

IP67 110V-120V



110—120V LED ROPE LIGHTING/50m SPOOL

P/N	SIZE	COLOUR	AMPS	LUMEN
N74110W	50m (164')	Cool White	0.9amp/m	785lm/m
N74110WW	50m (164')	Warm White	0.9amp/m	785lm/m
N74110RGB-50M	50m (164')	Multi-colour	0.9amp/m	785lm/m

N75051



N74110W

N74110WW

N74110RGB-50M



N15630W-12

N15630W-20

N15630RGB-20

N15630W-24

N15630W-39

N15630RGB-39

N15630W-48

N15631

NLPV-20-12

N15630FP

N15630MP



VU PACK



Mounting hardware included



AC/DC ADAPTOR



POWER SUPPLY



SWIVEL BRACKETS



U BRACKET with SCREWS



Connectors to connect multiple VIKING Rigid Bars

VIKING LED RIGID BARS; A "LIGHT SOURCE" FOR INTERIOR OR EXTERIOR USE

- New Viking LED Rigid bar lights can be used for automotive + work truck applications to light compartments or where ever you need light. Great for industrial use underneath mezzanines or to replace fluorescent tube lights. Great for home use as accent and cabinet or valance lighting. The Viking rigid bar is a waterproof 12 Volt light source that has many applications.
- Uses: Tool box or truck box compartments, under cabinets, RV, home & Industrial. Mezzanines rack lighting, strip lighting can replace fluorescent tubes. Good for camping and Display cases.
- Specs: IP68, 12v, True White SMD LED chips, also available in RGB multi-coloured.
- Many different mounting options. View Angle: 120; Aluminum housing, Aluminum PCB/MC PCB
- Connect with a 12V battery for outdoor/indoor use or use one of our 110V AC to 12V power supply.
- Life Span: 50,000 hrs.; 3 Year Warranty

P/N	SIZE	LUMEN	DESCRIPTION	CTN
N15630W-12	12" (0.3m)	405lm	True white SMD LED chips	50
N15630W-20	20" (0.5m)	675lm	True white SMD LED chips	50
N15630RGB-20	20" (0.5m)	675lm	RGB, Multi-coloured SMD LEDs	50
N15630W-24	24" (0.6m)	810lm	True white SMD LED chips	50
N15630W-39	39" (1m)	1350lm	True white SMD LED chips	50
N15630RGB-39	39" (1m)	1350lm	RGB, Multi-coloured SMD LEDs	50
N15630W-48	48" (1.2m)	1620lm	True white SMD LED chips	50
N15631	115V AC Wall adapter to run 12V light bars or light strings			
NLPV-20-12	Class 2 Power Supply, Input 100-240VAC, output 12V, draws 1.67 amps. IP67, cRJ			
N15630FP	Additional female 7.5" connector to connect to any Viking Rigid Bar			
N15630MP	Additional Male 7.5" connector to connect to female end on any Viking Rigid Bar			

Single channel Application



Multiple channel Application



*For WARM White LED lights please add "W" at the end of the desired part number ex. N15630W -> N15630WW




Dynamic wall lighting



Truck compartments



Viking rigid bars under the storage cover




Restaurant




Ceiling lighting



Truck Boxes



Displays



WHAT ARE VIKING MODULE LEDs?

LIGHT STRINGS AND INDIVIDUAL LAMPS

A kit of 20, 12 Volt LED Viking Modules, produce 1600 Lumens of light on a 11 foot light string. That's 80lm a module. You can use them as a string light or

you can cut them as you need them. Need one module , 3 modules or any combination cut them as you need them off the 20 module kit, or use the whole string. Also use as interior lighting on RV's & trucks. Great compartment, trunk and truck box lighting. Great for home use; Interior accent or under cabinet lighting, deck, cottage workshop lighting (1 Kit replaces 2 four foot fluorescent tubes), light up a crawl space or closet. . Only for use with a 12 Volt power source. Save Time & Money! use a Viking module

VIKING MODULE 12 VOLT STRING LIGHTS
 Hundreds of uses, indoor/outdoor UL & **ULc approved** weather proof IP67 Viking modules. COMES WITH A TAPE BACKING OR CAN BE MOUNTED WITH SCREWS.

LED VIKING MODULE

P/N	COLOUR	CTN
N16237A	Amber	20
N16237B	Blue	20
N16237G	Green	20
N16237R	Red	20
N16237W	White	20
N16237WW	Warm-White	20



N17020



PORTABLE LED WORK LIGHT

Great for contractor and shop use. 110V LED flood light with stand & handle

P/N	WATTS	LUMENS	L	W	Depth	CTN
N17020	20W	1440 lm	7"	5.5"	5"	4
N17030	30W	2160 lm	9"	5.5"	5"	4

N17030

cETL



N17103S



VIKING TOUGH PORTABLE LED SHOP LIGHT

- 110-120V AC, 50-60Hz,
- Aluminum body, IP54

P/N	WATTS	LUMENS	L	W	Depth	CTN
N17103S	12W	900 lm	8"	7"	5"	4



N17310RS
N17320RS
N17330RS



MULTI-FUNCTIONAL RECHARGEABLE LED WORK LIGHT							
LED Work Light with stand and handle, great for shop and home use.							
P/N	TYPE	Beam	WATTS	LUMENS	CHARGING TIME	WORKING TIME	CTN
N17310RS	Flood Light	120°	10W	600lm	2.5h	Up to 8h	4
N17320RS	Flood Light	120°	20W	1200lm	5h	Up to 6h	4
N17330RS	Flood Light	120°	30W	1800lm	5h	Up to 6h	4

N17230DS



TWIN HEAD LED WORK LIGHT WITH TRIPOD AND REMOVABLE TOP							
<ul style="list-style-type: none"> 2-Headed LED Tripod Work light has a sturdy tubular metal stand that telescopes to 45in.H to put light at the perfect height for almost any job. Also, the 2 light heads can be taken off and used off the tripod. ULC listed. Aluminum body; comes with a tripod and two N17103S Work lights. UL plug, with switch 110-120V AC, IP54 Super bright LED bulbs stay cool to the touch, are very efficient and provide up to 30,000 hrs. of bulb life – at an average of 8 hours of use per day, that adds up to over 10 full years of service per bulb! 2 adjustable angle light heads with aluminum housing add versatility Tripod features one adjustable leg to provide solid setup on uneven surfaces Sure-grip foam handle for portability with carrying comfort Includes durable 8-ft., 18 AGW/3C all-weather cable 							
P/N	WATTS	LUMEN	L	W	DEPTH	MAX HEIGHT (tripod +Lights)	CTN
N17230DS	2x12W	1800 lm	5"	8"	7"	64"	1

N17110
N17120
N17130
N17150



WALL BRACKET MOUNT LED FLOOD LIGHT								
Outdoor rated LED flood light with mounting bracket. 110V—120V IP65 Aluminum Body Working Lifetime of 50000 hours. GS, CE, RoHS, EMC, LVD, ETL, SAA								
P/N	TYPE	BEAM	WATTS	LUMEN	L	W	DEPTH	CTN
N17110	Flood Light	120°	10W	720 lm	4.5"	3.5"	4"	4
N17120	Flood Light	>120°	20W	1440 lm	7"	5.5"	5"	4
N17130	Flood Light	120°	30W	2160 lm	9"	7"	5.5"	4
N17150	Flood Light	120°	50W	3600 lm	11.5"	9.5"	5.5"	2

N17210
N17220
N17230
N17250



WALL BRACKET LED FLOOD LIGHT WITH SENSOR									
Outdoor flood light with sensor with mounting bracket. 100V—120V IP44 Sensor range: 0-180° Aluminum Body Working Lifetime of 50000 hours. GS, CE, RoHS, EMC, LVD, ETL, SAA									
P/N	TYPE	BEAM	WATTS	LUMEN	L	W	DEPTH	TOTAL HEIGHT WITH SENSOR	CTN
N17210	Flood Light	120°	10W	720 lm	4.5"	3.5"	4"	6.5"	4
N17220	Flood Light	120°	20W	1440 lm	7"	5.5"	5"	8.5"	4
N17230	Flood Light	120°	30W	2160 lm	9"	9.5"	5.5"	12.5"	4
N17250	Flood Light; IP65	120°	50W	3600 lm	11.5"	9.5"	5.5"	12.5"	2



N18120T

N18180T



LED AREA FLOOD LIGHT									
IP65 Aluminum Body CE, GS, SAA, RoHS Working Lifetime of >50000 hours									
P/N	TYPE	BEAM	WATTS	LUMEN	L	W	DEPTH	CTN	
N18120T	Flood Light	120°	2x60W	8640 lm	18"	12"	8"	2	
N18180T	Flood Light	120°	3x60W	12960 lm	18"	12"	8"	2	

N18810W

N18830W

N18850W



FROST PROOF LED									
IP65 Aluminum Body CE, GS, SAA, RoHS Working Lifetime of >50000 hours 110V-120V									
P/N	TYPE	BEAM	WATTS	LUMEN	L	W	DEPTH	CTN	
N18810W	Flood Light	120°	10W	720 lm	6"	7"	2.5"	4	
N18830W	Flood Light	120°	30W	2160 lm	9.5"	11.5"	3"	4	
N18850W	Flood Light	120°	50W	3600 lm	12"	15"	4"	4	

N18100

N18150

N18200



MEGA WATTAGE LED FLOOD LIGHTS							
<ul style="list-style-type: none"> Powerful Flood Light; features Philips LUMILEDS SMD3535 2D LED as the light source. High heat conductivity, low luminous decay, pure light color and no ghosting. The heat From the LED is removed through the heat dissipation wing and also by air ventilation. This ensures 50,000 hours life-span for the LED. DLC listed, power-saving compare with sodium lights, it can save 60% in costs. IP65 Aluminum Body + Glass CCT: 5700K 							
P/N	PACKAGING SIZE (LxWxH)	BEAM	WATTS	VOLTAGE	LUMEN	TEMPERATURE	CTN
N18100	15" x 14.5" x 10.6"	120°	100W	AC 100-277V	8500 lm	-35--+50°C	1
N18150	17" x 14.7" x 11"	120°	150W	AC 100-277V	12750 lm	-35--+50°C	1
N18200	20" x 18" x 12"	120°	200W	AC 100-277V	17000 lm	-35--+50°C	1



N20100

N20150

N20200



LED HI-BAY WAREHOUSE LIGHTING							
<ul style="list-style-type: none"> UL&DLC listed Meanwell-HLG series driver Patented cooling system 							
<ul style="list-style-type: none"> Industrial quality light with lower amp draw and higher power than traditional warehouse lights. Our 200W LED light replaces 700W traditional warehouse light (MH, HPS). CUL and DLC approved IP50 6063 Aluminum alloy body PF>0.9 CRI>80 CCT: 5700K *347W available; add -347 to part number 							
P/N	PACKAGING SIZE (LxWxH)	BEAM	WATT	VOLTAGE	LUMEN	TEMPERATURE	CTN
N20100	19.7" x 19.7" x 16.5"	120°	100W	AC 100-277V	8500 lm	-25--+50°C	1
N20150	29.5" x 20.9" x 16.5"	120°	150W	AC 100-277V	12750 lm	-25--+50°C	4
N20200	29.5" x 20.9" x 17.7"	120°	200W	AC 100-277V	17000lm	-25--+50°C	4

SMART LED TOUCH LIGHT

- N19113CW
- N19113WW
- N19116CW
- N19116WW



TOUCH DIM—STEP



ELEGANT DESIGN, INTELLIGENT, ADVANCED, EASY TO USE



LED TOUCH CONTROL LIGHT

- Switch function: Power on and off using touch sensitive sensor
- Dimming function: takes few seconds to brighten or dim the light by simply tapping on the touch switch for desired level of lighting.
- Memory function: Automatically remembers the last setting even when you turn the light off and on. Brightness level will stay the same.
- Aluminum body; plugs into the wall with a 12V adapter

P/N	COLOUR	VOLTAGE	SIZE	LUMEN
N19113CW	Cool White	DC 12V	1' (31cm)	600 lm
N19113WW	Warm White	DC 12V	1' (31cm)	600 lm
N19116CW	Cool White	DC 12V	2' (61.4cm)	1100 lm
N19116WW	Warm White	DC 12V	2' (61.4cm)	1100 lm

4" LED POT LIGHT RETRO FIT KITS



- Pot lights for ceilings, retro fit your standard
- AC 100-240V | 50/60hz 0.3A | Aluminum + PC panels | 120 x 68 mm | Dimmable light | no flicker, Green and environment friendly (ROHS standards) | Working Lifetime: up to 30,000 hours

P/N	TYPE	CCT	BEAM	WATTS	LUMENS	SIZE
N44000WW	Warm White	4000K	100°	9W	540 lm	4"
N46000TW	True White	6000K	100°	9W	540 lm	4"

6" LED POT LIGHT RETRO FIT KITS



- Lights into a LED pot light
- AC100-240V,50/60Hz | Aluminum + PC panels | 180 x 68 mm | Dimmable light | no flicker, Green and environment friendly (ROHS standards) | Working Lifetime: up to 30,000 hours

P/N	TYPE	CCT	BEAM	WATTS	LUMENS	SIZE
N64000WW	Warm White	4000K	100°	16W	950 lm	6"
N66000TW	True White	6000K	100°	16W	950 lm	6"

- N44000WW
- N46000TW

- N64000WW
- N66000TW

INDEX

LED Mini Light Bars		9150	17	9125	28		
2512A / 2512MA	2	9212BF / 9212BS	17	9125-2LV / 9125-2TS	29	COMMERCIAL LIGHTING PRODUCTS	
2512CAA-S / 2512MCAA-S	2	9212F / 9212S	17	9125-TS	29	Viking Strip & Rope Lighting	
2512MAA / 2512MG	2	9218BF / 9218BS	17	Conspicuity Tape		N74050KW	36
2612A / 2612MA	2	9218F / 9218S	17	9106-5 / 9106-51	30	N74050W-50M	36
2616AA / 2616CA / 2616MAA	3	9246F / 9246S	18	9017-5	30	N74050WW-50M	36
2616MCA	3	9260F / 9260S	18	9108-5	30	N74110W / N74110WW	36
5124A / 5142MA	3	9269F / 9269S	18	9111-5 / 9111-51	30	N74110RGB-50M	36
5524A / 5524MA	3	9290F / 9290S	18	9112-5	30	N75050KRGB	36
				9106K	30	N75050RGB-50M	36
Safety Flares & Beacons		EvolutionE Work Light Bars		9111CNL / 9111K	30	N75050W-18 / N75050W-24	36
9525KAA / 9525KBB	4	9081	15	9127-1	31	N75050W-36 / N75050W-48	36
9525KOA / 9525KOR	4	9082	15	9128-1 / 9128-2	31	N75050W-5M	36
9525KYA	4	9083	15	9128S	31	N75050W-50M	36
9525K-6 / 9525KA-6	5	9084	15	9490A / 9490R	31	N75051	36
9525KBB-6 / 9525KYA-6	5	9085	16	9490KA / 9490KR	31		
9526KR / 9526KYA	5	9089SB	17	9490A-10 / 9490R-10	31	Viking	
9526OR / 9526YA	5	9091	18	9491A / 9491R	31	N15630FP / N15630MP	37
9526KOR-3 / 9526KYA-3	5	9092	18	9491KA / 9491KR	31	N15630RGB-39	37
		9093	18	9491A-10 / 9491R-10	31	N15630W-12	37
		9094	18	LED Interior Courtesy & Dome Lighting		N15630W-20	37
LED Beacons		Combination LED Auxiliary Turn Signals & Light Bars		90102C / 90102W	32	N15630W-24	37
1325A / 1325B	6	9301	19	90103W	32	N15630W-39	37
1365MA / 1365MB	6	9305	19	3060P	32	N15630W-48	37
1375A / 1375B	6	9316	19	90104	32	N15631	37
1452A / 1452HDA	6			90105	32	NLPV-20-12	37
1455A / 1455MA	7	Nortech Viking Power Bars				N16237A / N16237B	38
4250A	7	9071SF / 9071CSF	20	LED Mini Bulbs		N16237G / N16237R	38
4518A	7	9072SF / 9072CSF	20	194ASMD	33	N16237W / N16237WW	38
4555A	7	9073SF / 9073CSF	20	194SMDL	33	N17020	38
4650A / 4650B / 4650MA	8	9074SF / 9074CSF	20	194RSMD	33	N17030	38
4750A	8	9075SF / 9075CSF	20	194RSMDL	33	N17103S	38
9524	8	9380SF	20	194SMD	33	N17110 / N17120	39
6148A / 6148BR / 6148B	8	9381SF	20	194SMDL	33	N17130 / N17150	39
6148R / 6148G	8	9382SF	20	194BSMDL	33	N17210 / N17220	39
6149A / 6149B / 6149BR	8	9383SF	20	1004SMD	33	N17230 / N17250	39
6149R	8	9384SF	20	1156RSMD / 1156ASMD	33	N17230DS	39
6150A / 6150B / 6150BR	8			1156SMD	33	N17310RS / N17320RS	39
6150R	8	LED Work Lights		1157ASMD / 1157RSMD	33	N17330RS	39
6151A / 6151B / 6151BR	8	9048 / 9048C / 9048W	21	1157SMD	33	N18100 / N18150 / N18200	40
6151R	8	9050 / 9050F	21	1895AHP / 1895RHP	33	N20100 / N20150 / N20200	40
		9050A / 9050B / 9050G / 9050R	21	1895WHP	33	N18120T / N18180T	40
LED Perimeter Lighting + Light Heads		9050W	21	194APC	34	N18810W / N18830W	40
64120A / 64120B	9	9051	22	194PC	34	N18850W	40
64120C / 64120G	9	9053F	22	194RPC	34		
64120R	9	9061 / 9061SB / 9061WS	22	904	34	Smart LED Touch Lights & Pot Lights	
64220AA / 64220AC	10	9063	22	1156	34	N19113CW / N19113WW	41
64220BB / 64220BC	10			1156A / 1156R	34	N19116CW / N19116WW	41
64220CC / 64220RC	10	LED Traffic Arrow		1157 / 1157A / 1157R	34	N44000WW	41
64220G / 64220RC / 64220RR	10	6748	23	1895A / 1895R / 1895W	34	N46000TW	41
6104A / 6104AC	10	6750	23	3157 / 3157A	34	N64000WW	41
6104B / 6104BA	10			3157ALEDD / 3157RLED	34	N66000TW	41
6104BC / 6104C	10	LED TOW MAN'S BAR		3157LED	34		
6104G / 6104R	10	5441A	24				
6104RB / 6014RC	10	5449A	24	LED Beacons			
6630A / 6630B / 6630C / 6630G	11	5459A	24	1454A / 1442B / 1442C	35		
6630R / 6630BA	11			1442R / 1442FP	35		
6630BB / 6630BC	11	Back-up Alarm		1442MA / 1442MB	35		
6630BG / 6630BR	11	9133	25	1400A / 1400B / 1400C	35		
6630BRT / 6630GRT	11	9138	25	1400G / 1400R	35		
6663A-1 / 6663A-2	11	9165	25	1400MA / 1400MB / 1400MC	35		
6663B-1 / 6663B-2	11	9169	25	1400MG / 1400MR	35		
6663C-1 / 6663C-2	11	9190	26	4200A2X / 4200B2X	35		
6663R-1 / 6663R-2	11	9199	26	4200C-2X / 4200FT-2X	35		
6664A-1 / 6664A-2	11	9499	26	4200A-4X / 4200B-4X	35		
6664B-1 / 6664B-2	11			4200C-4X / 4200FT-4X	35		
6664C-1 / 6664C-2	11	Camera Systems		4200G-4X / 4200R-4X	35		
6664R-1 / 6664R-2	11	9100 / 9100TC / 9100W	27	4551A-4X / 4551B-4X	35		
6666A	11	9100-1	29	4551C-4X / 4551G-4X	35		
		9100-2 / 9100-2W / 91002AS	29	4551R-4X	35		
EvolutionE Work Lights		9100-2MC	29	4749A / 4749B / 4749C	35		
9052	12	9100-4	29	4749G / 4749R	35		
9056 / 9056S	12	9102	28	6400A / 6400B / 6400C	35		
9056MC	12	9105	28	6400G / 6400R	35		
9057 / 9057S	12	9102-1	29				
9058 / 9058S	13	9105-2	29				
9059 / 9059S	13	9109QV / 9109RV	29				
9060	13	9120	28				
9065	13	9120-2	28				
9066 / 9066S	14	9120-2TC	29				
9067F / 9067S	14						
9068	14						
9069 / 9069ABS	14						
9077F / 9077S	15						



NORTECH
INNOVATIVE PRODUCTS



**INDUSTRIAL LED LIGHTING
SOLUTIONS**

Interior & exterior LED lighting products: strip lighting, rope lighting, Viking modules and bars, flood lights, wall packs, mega wattage flood lighting, and warehouse lighting.

LED WARNING AND VEHICLE SAFETY PRODUCTS

Beacons, directional lights, indicator arrows and warning sticks, mini light bars and full size light bars, back-up alarms, rearview cameras, road and safety flares, LED work lights, conspicuity tape and reflectors, LED strip and rope lighting, Viking modules and bars.

3330 RIDGEWAY DR, UNIT 6
MISSISSAUGA, ON, CANADA

TOLL FREE: (800) 387-3180 | Phone: (905) 569-1669 | Fax: (905) 606-2479

WWW.NORTECHINNOVATIVEPRODUCTS.COM