



Innovating the Future Today!

Lighting and Warning Products
Designed for Vehicle
and Road Safety

Committed to providing
Environmentally-
Conscious Solutions



Nortech Innovative Products was formed to develop innovative and energy-efficient safety and warning products.

NORTECH INNOVATIVE PRODUCTS

Our Mission:

To develop and design innovative and energy efficient warning and safety products.

Industry Experienced Technical Sales Team:

Nortech has an experienced and highly-qualified Technical Sales Team. We approach a challenge with great creativity and research, resulting in the design and development of innovative new products. Our key team members have almost 100 years of hands-on-experience in the Transportation Emergency Lighting field.

Global R & D Team of Supporting Experts:

Nortech has an external R & D expert group that consists of top international researchers, scientists and senior engineers. They have decades of experience in the transportation industry and specialize in LED lighting research and development. These experts are involved in the R & D for Nortech's products and provide the engineering and technical support required to manufacture the high quality, long lasting products that our customers demand.



our

Independent Lab Recognition:

All Nortech products undergo extensive lab, pre-production and on-going quality testing. Where required, our products meet or exceed SAE standards. In addition to factory and in-house testing products are subject to extensive field testing before being released to the market.

Quality Commitment:

Nortech Innovative Products is committed to supply innovative products that exceed our customer's expectations for quality, durability, serviceability and value. Customer satisfaction is the foundation of our business.

Nortech Innovative Products... Innovating the Future Today!

Nortech Innovative Products has made every attempt to provide accurate information in this catalogue but reserves the right to make improvements, modifications and upgrades to any product or design within this catalogue. We are always challenging ourselves to improve our products. This may result in some products not being exactly as illustrated. Nortech is not responsible for any circumstances caused by inaccuracies or modifications to the product, design or catalogue. Nortech reserves the right to change any product without assuming any obligation to modify any product previously manufactured. Published in Canada. All rights reserved Nortech Innovative Products.

PRODUCT INDEX

| Product Section | Product Model Numbers | Page Number |
|--|---|-------------|
| • LEDs ARE GREEN! | | 4 |
| • LED Beacons..... | • 1325M • 1345 • 1345M | 5 |
| | • 1355 • 1355M • 1365 | 6 |
| | • 1375M • 1452 • 1452M | 7 |
| | • 1455 • 1455M • 1459 | 8 |
| | • 1459M • 1755 | 9 |
| | • 4250 • 4518 • 4550 | 10 |
| | • 4555 • 4750 | 11 |
| | • 4950 • 4969 • 9524 | 12 |
| • Directional Heads | • 6145 • 6146 | 13 |
| | • 6147 • 6148 | 14 |
| | • 6149 • 6150 • 6151 | 15 |
| | • 6103-4 • 6114 • 6654 | 16 |
| | • 6658 • 6663 • 6664 • 6665 • 6666 | 17 |
| • Traffic Directors & Warning Sticks..... | • 6700 Series • 6800 Series | 18 |
| | • 6900 Series | 19 |
| • Mini Light Bars | • 2115 • 2140 • 2155 | 20 |
| | • 2160 • 2224 • 2254 | 21 |
| | • 2416/2416M • 2416-2 | 22 |
| | • 2512 • 5024 • 5124 | 23 |
| | • 5524 • 5577 | 24 |
| • Full-Size Light Bars..... | • 5000 Series • 5100 Series | 25 |
| | • 5200 Series • 5500 Series | 26 |
| • Spec Bars | • 2200 Series | 27 |
| | • 5300 Series | 28 |
| | • 5600 Series | 29 |
| | • 5800 Series | 30 |
| | • 5900 Series | 31 |
| • Conspicuity Tape..... | • 9106-07 • 9111-12 • 9127 - 9128 | 32 |
| • Back-Up Alarms | • 9138 • 9165 | 33 |
| | • 9169 • 9170 • 9177SA | 34 |
| | • 9178 • 9178N • 9182SA | 35 |
| | • 9196MA • 9197-SA • 9198DF | 36 |
| | • 9199 • 9128 • 9127 | 37 |
| • Safety Camera Systems..... | • 9100 • 9101 | 38 |
| | • 9102 • 9103 • 9104 • 9105 | 39 |
| • Strobe Beacons | • 1360 • 1442 • 1442M | 40 |
| | • 1400 • 1400M | 41 |
| | • 4200 • 4551 | 42 |
| | • 4749 • 6400 | 43 |
| • Rotating Beacons..... | • 1320M • 1340 • 1340M | 44 |
| | • 1350/51 Series • 1350M • 1381/82 Series | 45 |
| | • 1383/84 Series • 1371M • 1385/86 Series | 46 |
| | • 1387/88 Series • 7101 • 1392 | 47 |
| | • 7100 Series • 7325 • 7552 | 48 |
| • Accessory Products | • 7900 • 9044 • 9181 | |
| | • 9281 • 9285 • 9190 | |
| • Innovative Products | • 8000-3 • 8010-14 • 8050-67 | 49 |
| | • 8070 Series • 8080 • 6978 | |
| | • 8100 Series • 8441-43 • 10014-20 | 50 |
| | • 10001-2 • 10009-12 | |
| • Innovative Products & Flashlights | • 10080-85-90 • 9200 Series • CGS100 Series | 51 |

LEDS ARE GREEN!

LED (LIGHT EMITTING DIODE) LIGHTING SAVES DOWNTIME and FUEL COSTS AS WELL AS THE ENVIRONMENT!

An **LED** is a solid-state semiconductor device that has been specifically designed to emit light when a small electrical current is applied.

LEDS, unlike incandescent or strobe bulbs, do not use delicate wire filaments that stretch, weaken and eventually break and fail. The life expectancy of an LED is approximately 100,000 hrs or approximately 6-10 times that of an incandescent bulb. These two features result in much fewer failures and consequent downtime while the vehicle is in the shop to repair or replace the failed lighting device.

**NO MATTER WHAT COLOUR YOU CHOOSE
LEDS ARE GREEN!**

Nortech **LEDs** provide an environmentally efficient method of complying with today's "**Green Movement.**" The amp draw of an LED beacon can be approximately 1/10 that of a rotating beacon with incandescent bulbs. Idling laws and high fuel prices are forcing everyone to re-examine the amperage draw on their vehicles. It is common practice for a service vehicle to operate for 8 hours a day with its emergency lighting operating drawing precious amperage from the battery. With the extremely low amp draw of an LED, battery draw is greatly reduced, thus eliminating the need to idle the vehicle for long periods of time, resulting in substantial fuel savings and fewer pollutants being emitted into the environment. This is an extremely important consideration, as new and even more stringent "idling" regulations are either proposed, and in some areas, already in place.

LEDs create a more intense light making a vehicle more noticeable.

NORTECH LED LIGHTING, INNOVATING THE FUTURE, TODAY!

A FEW OF NORTECH'S INNOVATIVE FEATURES!

Crystal Burst Optics™

- Creates a burst pattern in the lens designed to disperse the light more efficiently, creating greater intensity and visibility

Skyward Optics™

- Carefully positioned LEDs at the top of our beacons so more light can be emitted, increasing visibility of the LED beacon

Plug & Play

- Our 6145, 6146 & 6147 LED Kits are our first to incorporate "Plug & Play"
- Choose the number and type of LED heads you want to configure into our control box



- Nortech's terminology for a number of types of packaging specially designed to aid in the sale of the product by displaying it in an attractive package

LED BEACONS

With
Skyward
Optics™



NORTECH
VU
PACK

1325 Magnetic Mount Dual-Function "Ko-Jack" LED Beacon

- New dual-function LED beacon provides the user with the option of a LED strobe beacon or a rotating LED beacon with the flick of the switch
- 12 volt compact design, magnetic mount with 8ft /243.8cm car adapter plug with switch
- New Skyward Optics™ provides greater visibility
- 100,000 hour LEDs draw less than .5amps, never replace a bulb again

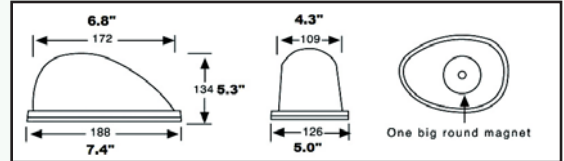
1325 "Ko-Jack" Models:

[Each model is a magnetic mount LED beacon]

- 1325A Amber LED
- 1325B Blue LED
- 1325G Green LED
- 1325R Red LED

1325 Replacement Components:

- 1320LA Amber lens
- 1320LB Blue lens
- 1320LG Green lens
- 1320LR Red lens



With
Skyward
Optics™



NORTECH
VU
PACK

1345 Industrial Style "User's Choice" LED Beacon

- New dual-function LED gives you the option to choose between 2 different light features- rotating or a flashing LED beacon
- Industrial-style 12 volt LED beacon with permanent mounting option
- New Skyward Optics™ provides greater visibility
- 100,000 hour LEDs that draw a max .7 amps

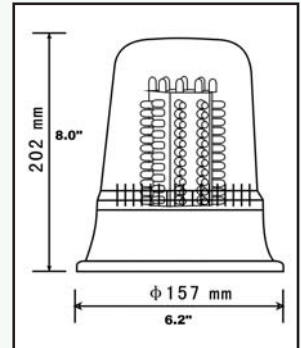
1345 "User's Choice" Models:

[Each model is a permanent mount LED beacon]

- 1345A Amber LED
- 1345B Blue LED
- 1345R Red LED

1345 Replacement Components:

- 1340LA Amber lens
- 1340LB Blue lens
- 1340LG Green lens
- 1340LR Red lens



With
Skyward
Optics™



NORTECH
VU
PACK

1345M Universal-Style Magnetic Mount 2 in 1 LED Beacon

- Universal 2 in 1 LED beacon provides the user with the instant option of LED strobe beacon or a rotating LED beacon with the flick of a switch
- Classic 12 volt compact design with magnetic mount base and suction cups for extra grip
- 8 ft /243.8cm car adapter plug with switch
- New Skyward Optics™ provides greater visibility
- 100,000 hour LEDs that draw a max .7 amps

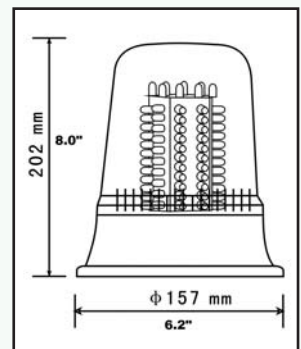
1345M 2 in 1 Models:

[Each model is a magnetic mount LED beacon]

- 1345MA Amber LED
- 1345MB Blue LED
- 1345MG Green LED
- 1345MR Red LED

1345M Replacement Components:

- 1340LA Amber lens
- 1340LB Blue lens
- 1340LG Green lens
- 1340LR Red lens



LED BEACONS



1355 High-Powered LED "User's Choice" Beacon

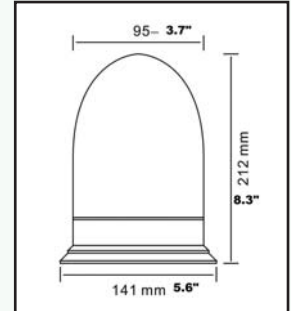
- High-powered LED beacon gives you the option to choose between 2 different flash patterns
- Wiring options let you choose between a rotating or a flashing LED beacon
- Popular style beacon with permanent mounting option
- Rivals the performance of a class 2 strobe beacon but lasts 50 times longer
- Permanent mount, multi-voltage 12-24 volt with maximum amperage draw of .8 amps

1355 Models: [All beacons are users-choice, either rotating or strobing LED pattern, with a permanent mount]

- 1355A Amber LED
- 1355B Blue LED
- 1355C Clear LED
- 1355G Green LED
- 1355R Red LED

1355 Replacement Components:

- 1350LA Amber lens
- 1350LB Blue lens
- 1350LC Clear lens
- 1350LG Green lens
- 1350LR Red lens



1355M Magnetic Mount High-Powered LED 2 in 1 Beacon

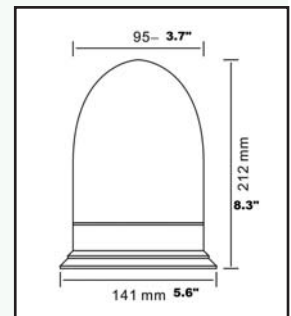
- High-powered 2 in 1 LED beacon not only is a powerful warning light, but it provides the user with the instant option of choosing between 2 flash patterns
- Switch mounted on car adapter plug, choose between LED strobe or rotating LED beacon
- Popular style rivals the performance of a class 2 strobe beacon but lasts 50 times longer, never replace a bulb or flash tube
- Magnetic mount with suction cup, 12-24 volt, maximum draw of only .8 amps

1355M Models: [All models are magnetic mount beacons]

- 1355MA Amber LED
- 1355MB Blue LED
- 1355MC Clear LED
- 1355MR Red LED

1355M Replacement Components:

- 1350LA Amber lens
- 1350LB Blue lens
- 1350LC Clear lens
- 1350LG Green lens
- 1350LR Red lens

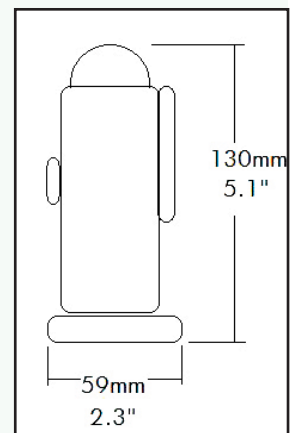


1365 Industrial Style Hand-Held LED Beacon

- Hand-held LED beacon with magnetic base safety strap and belt buckle attachment
- A great personal safety device for work crews
- Battery operated LEDs are rated for 100,000 hours
- Draw less than .15 amps to preserve your batteries' life

1365 Models:

- 1365MA Amber LED
- 1365MB Blue LED
- 1365MC Clear LED
- 1365MR Red LED



LED BEACONS



NORTECH
VU
PACK



1375 Magnetic Mount 2 in 1 LED Beacon

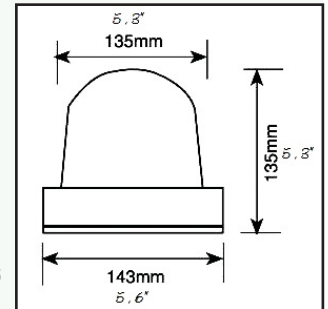
- Compact design, dual function LED provides the instant option of a LED strobe beacon or a rotating LED beacon with the flick of the switch
- Switch is mounted on the 8ft /243.8cm car adapter plug
- Features Skyward Optics™ for increased visibility
- Popular 12 volt design, 100,000 hour LEDs, never replace a bulb again
- Draws less than .5 amps

1375 Models: [All models are magnetic mount beacons]

- 1375A Amber LED
- 1375B Blue LED
- 1375G Green LED
- 1375R Red LED

1375 Replacement Components:

- 1370LA Amber lens
- 1370LB Blue lens
- 1370LG Green lens
- 1370LR Red lens



1452 Industrial-Style LED Beacon

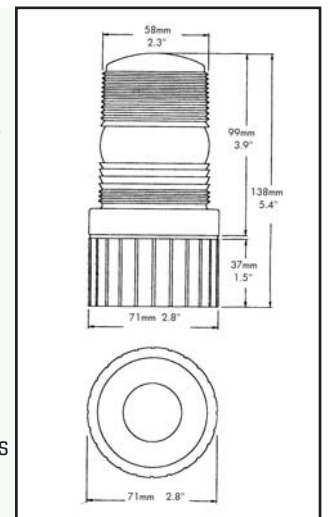
- Industrial-style permanent mount LED beacon, great for lift trucks, construction equipment and electric vehicles
- Re-enforced nylon base with fully encapsulated components and polycarbonate lens seals out environmental hazards
- Multi-voltage 12-80 volt, 80 quad flashes per minute
- Reverse polarity and voltage spike protected
- Draws .14 amps at 12 volt and .045 amps at 80 volt
- Meets SAE class 3, E13 and CE requirements

1452 Models:

- 1452A Amber LED
- 1452B Blue LED
- 1452C Clear LED
- 1452R Red LED

1452 Replacement Components:

- 1442LA Amber lens
- 1442LB Blue lens
- 1442LC Clear lens
- 1442LG Green lens
- 1442LR Red lens



1452M Multi-Use Magnetic Mount LED Beacon

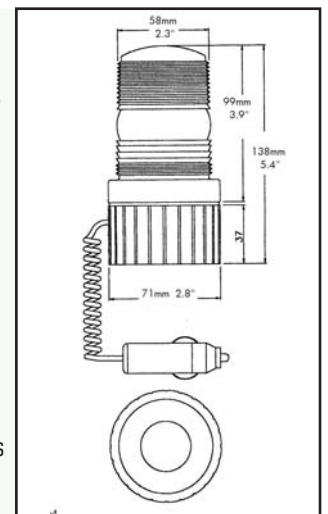
- Magnetic base with car adapter plug and coiled cord
- Re-enforced nylon base with fully encapsulated components and polycarbonate lens seals out environmental hazards
- Multi-voltage 12-80 volt, 80 quad flashes per minute
- Reverse polarity and voltage spike protected
- Draws .14 amps at 12 volt and .045 amps at 80 volt
- Meets SAE class 3, E13 and CE requirements

1452M Models:

- 1452MA Amber LED
- 1452MB Blue LED
- 1452MC Clear LED
- 1452MG Green LED
- 1452MR Red LED

1452M Replacement Lens:

- 1442LA Amber lens
- 1442LB Blue lens
- 1442LC Clear lens
- 1442LG Green lens
- 1442LR Red lens



LED BEACONS

1455 "Superbolt LED"™ Flange Mount LED Beacon

- Compact permanent mount 4X flash LED beacon with ABS base with mounting flange and polycarbonate lens
- Rivals a class 3 strobe and lasts 50 times longer than a strobe tube
- Automatically adjusts from 12-30 volt, 360 degree LED beacon, 30 diodes
- Draws a maximum of .45 amps
- Meets SAE class 3 requirements

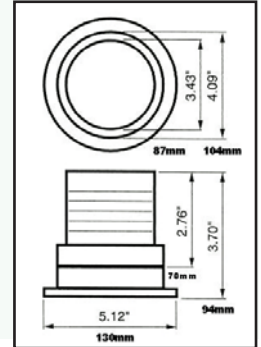


1455 Models: [All models are permanent mount beacons]

- 1455A Amber LED
- 1455B Blue LED
- 1455C Clear LED
- 1455G Green LED
- 1455R Red LED

1455 Replacement Components:

- 1400LA Amber lens
- 1400LB Blue lens
- 1400LC Clear lens
- 1400LG Green lens
- 1400LR Red lens



1455M Magnetic Mount "Superbolt"™ Beacon

- Magnetic mount, 4X flash compact LED beacon with coiled cord and car adapter plug
- Powerful 30 diode, 360 degree LED beacon with ABS flange mount base and polycarbonate lens
- Multi-voltage 12-30 volt, never replace a bulb or flash tube again
- Rivals a class 3 strobe but lasts 50 times longer, with a maximum draw of .45 amps
- Meets SAE class 3 requirements

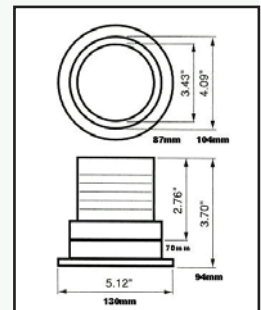


1455M Models: [All models are magnetic mount beacons]

- 1455MA Amber LED
- 1455MB Blue LED
- 1455MC Clear LED
- 1455MG Green LED
- 1455MP Purple LED
- 1455MR Red LED

1455M Replacement Components:

- 1400LA Amber lens
- 1400LB Blue lens
- 1400LC Clear lens
- 1400LG Green lens
- 1400LP Purple lens
- 1400LR Red lens



1459 Stud Mount Medium Profile LED Beacon

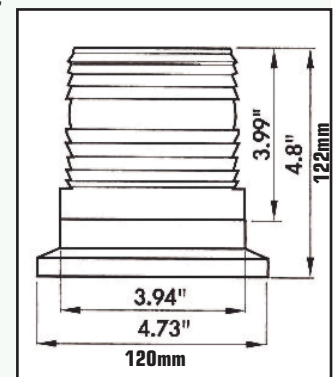
- Permanent mount 4X flash LED beacon with mounting stud
- Base and lens are sealed together to ensure that the light is water tight and vibration resistant
- 100,000 hour LEDs, never replace a bulb or flash tube
- Multi-voltage 12-30 volt, class 3, 360 degree beacon
- Draws a maximum of .7 amps



1459 Models:

[All models are stud mount beacons]

- 1459A Amber LED
- 1459B Blue LED
- 1459R Red LED

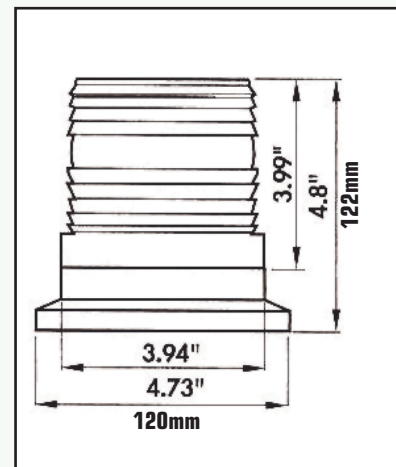


LED BEACONS

1459M Magnetic Mount Medium Profile LED Beacon



- Magnetic mount 4X flash LED beacon with coiled cord and car adapter plug
- This beacon is versatile and very powerful
- Base and lens are sealed together to ensure that the light is water and vibration resistant
- 100,000 hour LEDs, never replace a bulb or flash tube
- Powerful 360 degree class 3 beacon, multi-voltage 12-30 volt
- Draws a maximum of .7 amps



1459M Models:

[All models are magnet mount beacons]

- 1459MA Amber LED
- 1459MB Blue LED
- 1459MR Red LED



1755 Solar LED Warning Beacon

- Multi-use LED solar warning light can be used in construction, roadside barriers, at the back of trailers or trucks, or anywhere that you need a warning light and you don't have a steady supply of power
- 250mwp, lithium polymer battery, 800mAh/2.4 volt
- Operational range - 40°C to 70°C
- Optional lighting mode with switch
- When activated, beacon lights automatically in the dark
- Available in fast flash, slow flash, steady-on and rotary flash

1755 Models: [6 LEDS]

- 1755A Amber LED
- 1755AB Amber & Blue LED
- 1755B Blue LED
- 1755BR Blue & Red LED
- 1755C Clear LED
- 1755G Green LED
- 1755R Red LED

1755 Models with Optional Switch:

- 1755SA Amber
- 1755SAB Amber & Blue LEDs
- 1755SB Blue
- 1755SC Clear
- 1755SG Green
- 1755SR Red
- 1755SRAB Red, Amber & Blue LEDs

1756 Models: [18 LEDS]

- 1756A Amber LED
- 1756AB Amber & Blue LED
- 1756B Blue LED
- 1756BR Blue & Red LED
- 1756C Clear LED
- 1756G Green LED
- 1756R Red LED

1756 Models with Optional Switch:

- 1756SA Amber lens
- 1756SAB Amber & Blue lens
- 1756SB Blue lens
- 1756SC Clear lens
- 1756SG Green lens
- 1756SR Red lens
- 1756SRAB Red, Amber & Blue lens

LED BEACONS



4250 Diecast Aluminum Base Medium Profile LED Beacon

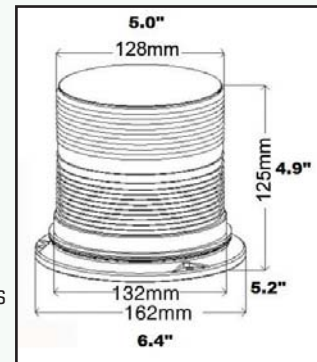
- Two different mounting options are available on this innovative LED beacon
- Diecast aluminum base has a mounting flange and a pipe mount bottom
- Circuit board is coated for weather and vibration resistance
- Multiple flash patterns are user selectable
- More powerful than a class 2 strobe beacon
- Multi-voltage, 12-48 volt, drawing a maximum of .7 amps

4250 Models: [All models are permanent mount beacons]

- 4250A Amber LED
- 4250B Blue LED
- 4250C Clear LED
- 4250G Green LED
- 4250R Red LED

4250 Replacement Components:

- 4200LA Amber lens
- 4200LB Blue lens
- 4200LC Clear lens
- 4200LG Green lens
- 4200LR Red lens



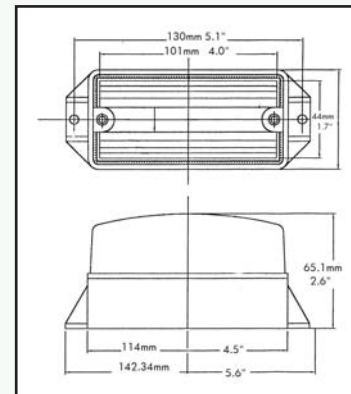
4518 Universal Mount LED Strobe Light

- Universal mount, 2-hole high energy LED strobe light
- Re-enforced nylon base with fully encapsulated components and polycarbonate lens seals out environmental hazards
- Size: 136.5mm [L] x 57.5mm [W] x 66.5mm [H]
- Draws .14 amps at 12 volt and 0.045 amps at 80 volt
- Multi-voltage 12-80 volt 80 quad flashes per minute
- Reverse polarity and voltage spike protected

4518 Models:

[All models are permanent mount beacons]

- 4518A Amber LED
- 4518B Blue LED
- 4518C Clear LED
- 4518R Red LED

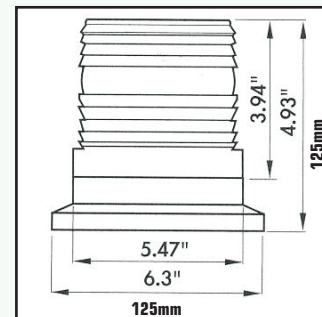


4550 High-Powered LED Beacon


- High-powered LED beacon is a popular model for utility fleets
- No maintenance LED strobe beacon lasts up to 50 times longer than strobe lights
- Lens and base are hermetically sealed to ensure water resistance
- Class 2, multi-voltage automatically adjusted from 12-24 volt
- Draws a maximum of 1.3 amps
- Meets class 2 requirements

4550 Models:

- 4550A Amber LED
- 4550B Blue LED
- 4550C Clear LED
- 4550G Green LED
- 4550R Red LED



LED BEACONS



4555 INNOVATOR™ High-Profile LED Beacon

- Our Innovator series of high-powered LED beacons is a popular model for utility, municipal and construction fleets
- New innovative polycarbonate base features both flange mount and pipe mount options
- No maintenance LED strobe beacon lasts up to 50 times longer than a strobe tube, never have to replace a flash tube again
- Polycarbonate lens with our innovative flat-style-o-ring for a 100% true weather tight seal
- Available in 4X flash and multiple flash pattern (MFP) models
- More powerful than a class 2 strobe beacon
- Multi-voltage automatically adjusts from 12-48 volt, drawing a maximum of .9 amps

4555 Models:

[4X flash patterns]

- 4555A-4X Amber LED
- 4555B-4X Blue LED
- 4555C-4X Clear LED
- 4555G-4X Green LED
- 4555R-4X Red LED

4555 MFP Models: [Multiple flash pattern models]

- 4555MFPA Amber LED
- 4555MFPB Blue LED
- 4555MFPC Clear LED
- 4555MFPG Green LED
- 4555MFPR Red LED

4555 Replacement Components:

- 4555LA Amber lens
- 4555LB Blue lens
- 4555LC Clear lens
- 4555LG Green lens
- 4555LR Red lens

4750 Rubber-Based High Powered Medium Profile LED Beacon

- High-powered rubber-based LED beacon is popular with construction and disposal fleets
- No maintenance LED strobe beacon lasts up to 50 times longer than a strobe tube
- Polycarbonate lens is mounted on a rubber base for extra shock resistance
- Components are coated to protect from weather and road shock
- More powerful than a class 2
- Multi-voltage automatically adjusts from 12-24 volt
- Draws a maximum of 1.3 amps
- Meets class 2 requirements



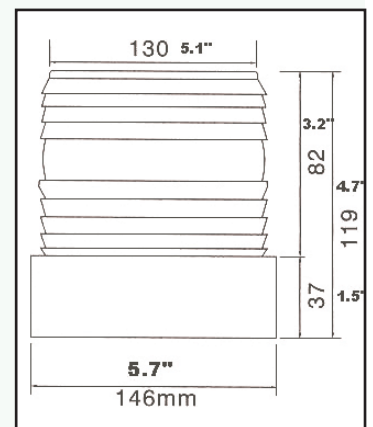
4750 Models:

[All models are permanent mount beacons]

- 4750A Amber LED
- 4750B Blue LED
- 4750C Clear LED
- 4750G Green LED
- 4750R Red LED

4750 Replacement Components:

- 4750LA Amber lens
- 4750LB Blue lens
- 4750LC Clear lens
- 4750LG Green lens
- 4750LR Red lens

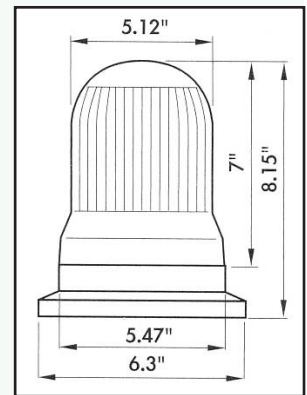


LED BEACONS



4950 High-Powered High Profile LED Beacon

- Incredibly bright, modern design LED beacon
- 8" /20.3cm ultra-high profile and high-powered LED beacon
- No maintenance LED beacon lasts up to 50 times longer than strobe lights
- Polycarbonate lens, enhanced circuit board, reverse polarity and spike protected
- Electronic components are coated to protect from weather and road shock
- Class 1 multi-voltage, automatically adjusts from 12-30 volt
- Draws a maximum of 1.8 amps



4950 Models:

[All models are permanent mount beacons]

- 4950A Amber LED
- 4950B Blue LED
- 4950C Clear LED
- 4950G Green LED
- 4950R Red LED



4969A

4969R

4969B



4967A

4967R

4967B

4969 Series Mini-Pancake LED Strobes

- Unique, versatile and powerful LED strobe light
- Low maintenance featuring explosive output LEDs
- Electronic components are coated to protect from road shock and the environment
- 12 volt, 360 degree LED beacon, draws around 1 amp of power
- Available in stud mount and permanent mount, with optional magnetic mounting kit with car adapter plug
- Has an internal flasher with quad flash

Models: [Stud mount]

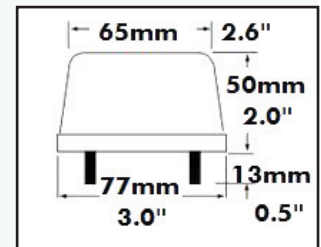
- 4969A Amber LED strobe
- 4969B Blue LED strobe
- 4969C Clear LED strobe
- 4969R Red LED strobe

Models: [Permanent mount]

- 4967A Amber LED strobe
- 4967B Blue LED strobe
- 4967C Clear LED strobe
- 4967R Red LED strobe

Replacement Parts:

- 4969LA Amber LED strobe
- 4969LB Blue LED strobe
- 4969LC Clear LED strobe
- 4969LR Red LED strobe
- 4969MK Magnetic mounting kit for any 4169 LED strobe [Includes magnet, coiled cored & car plug adapter]



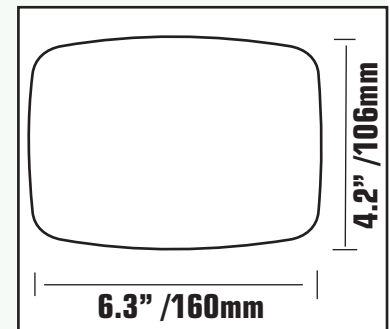
9524 Series Battery Operated Portable LED Warning Lights

- A great new safety and warning LED light that is battery operated and can be mounted anywhere
- Comes with a magnetic mount and stand
- No-maintenance LED lights, just replace the 4AA batteries [Good for up to 12 hours use]
- Two functions: flashing and constant on
- Electronic components are coated to protect from



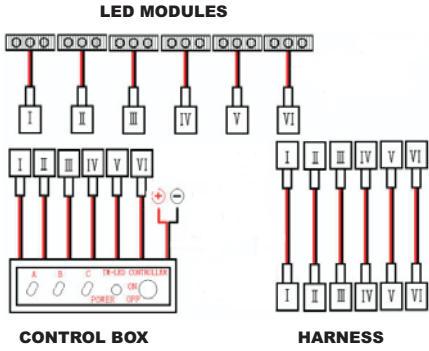
9524 Models:

- 9524A Amber LED
- 9524B Blue LED
- 9524C Red LED



DIRECTIONAL KITS & HEADS

**With
Crystal Burst
Optics**



6145 “6-Pack, Plug & Play” LED Warning Light Kit

- Great new warning kit for your vehicle
- Complete “plug & play” kit features six bracket-mounted 1.9” /4.9cm LED light heads
- Each 12 volt LED head is encapsulated for moisture, rated for 100,000 hours. The whole kit has a total draw of under 1.1 amps
- Six head 12-48 volt, 40 watt control box with on/off button and multiple flash patterns: single flash warning, triple flash, alternating flash
- Great to use in vehicle’s grill, along roof bars and in small areas
- Bracket-mounted may be mounted horizontally or vertically

6145 “6-Pack, Plug & Play” KIT Models:

[Each KIT consists of a six pack of 1.9” /4.9cm LEDs; six 12ft /3.658m harnesses; a 40 watt, 12-48 volt control box and control box power wire]

- 6145A: 6 Amber LEDs
- 6145AB: 3 Blue and 3 Amber LEDs
- 6145B: 6 Blue LEDs
- 6145BR: 3 Blue and 3 Red LEDs
- 6145C: 6 Clear LEDs
- 6145G: 6 Green LEDs
- 6145P: 6 Purple LEDs
- 6145R: 6 Red LEDs

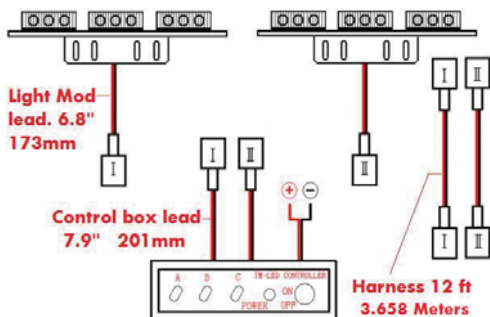
6145 Replacement LED Light Heads:

- 6145LA: Amber LED
- 6145LB: Blue LED
- 6145LC: Clear LED
- 6145LG: Green LED
- 6145LP: Purple LED
- 6145LR: Red LED

Replacement Components for all 6100 Series KITS:

- 6111: Single harness, 12ft /3.658m
- 6100: Control box, 40 watt, 3 function

**With
Crystal Burst
Optics**



6146 “Bar-Mounted, Plug & Play” LED Warning Light KIT

- Powerful 6 LED warning KIT features two 7-1/4” /18.4cm bars mounted with three 1.9” /4.9cm LED light heads on each bar
- State of the art light heads are encapsulated for moisture and rated for 100,000 hours
- The whole kit draws a total of less than 1.1 amps
- Six head 12-48 volt, 40 watt control box with on/off button and multiple flash patterns: single flash warning, triple flash, alternating flash
- Designed to be mounted horizontally where bar-mounting is required and also great for grills

6146 “Bar-Mounted Plug & Play” KIT Models:

[Each KIT consists of six 1.9” /4.9cm LEDs mounted on 2 bars; two 12ft /3.658m harnesses; a 40 watt, 12-48 volt control box and control box power cord]

- 6146A: 6 Amber LEDs
- 6146AB: 3 Blue and 3 Amber LEDs
- 6146B: 6 Blue LEDs
- 6146BR: 3 Blue and 3 Red LEDs
- 6146C: 6 Clear LEDs
- 6146G: 6 Green LEDs
- 6146P: 6 Purple LEDs
- 6146R: 6 Red LEDs

6146 Replacement LED Head, 3 Heads on 1 Bar:

[Each KIT includes six LED light heads on 1 bar]

- 6146LA: Amber LED
- 6146LB: Blue LED
- 6146LC: Clear LED
- 6146LG: Green LED
- 6146LP: Purple LED
- 6146LR: Red LED

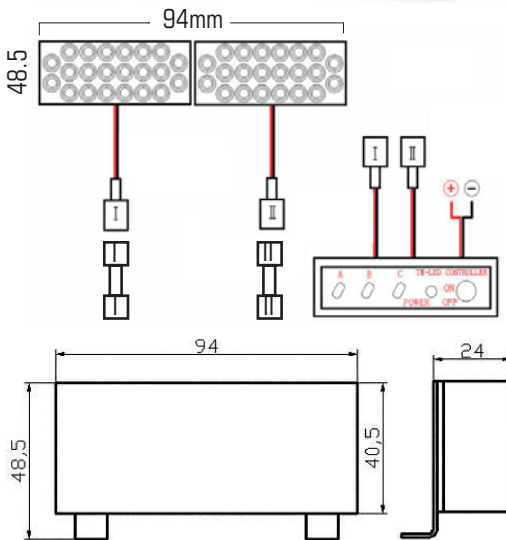
Replacement Components for all 6100 Series KITS:

- 6111: Single harness, 12ft /3.658m
- 6100: Control box, 40 watt, 3 function

DIRECTIONAL KITS & HEADS



**With
Crystal Burst
Optics**



6147 "Crystal Burst Optics," Plug & Play LED Warning Light Kit

- Super-bright complete warning KIT that includes a 40 watt, 6 head control box, 2 harnesses and 2 LED light heads
- Crystal Burst Optics help re-direct the light from the LED diode increasing the overall intensity of the light head
- Versatile brackets so this kit can be used almost anywhere
- Solid state light head is fully encapsulated for moisture and vibration resistance, with a total amperage draw of less than 1/2 amp
- Six head 12-48 volt, 40 watt control box with on/off button and multiple flash patterns: single flash warning, triple flash, alternating flash

6147 "Crystal Burst Optics," Plug & Play KIT Models:

[Each KIT consists of a two LED Crystal heads; two 12ft /3.568m harnesses and a 40 watt 3 function control box with control box power supply cord]

- 6147A: 2 Amber LEDs
- 6147AB: 1 Blue and 1 Amber LEDs
- 6147B: 2 Blue LEDs
- 6147BR: 1 Blue and 1 Red LEDs
- 6147C: 2 Clear LEDs
- 6147G: 2 Green LEDs
- 6147P: 2 Purple LEDs
- 6147R: 2 Red LEDs

6147 Replacement KITS:

[Each KIT includes two LED light heads & two harnesses]

- 6147HA: Amber LED
- 6147HB: Blue LED
- 6147HC: Clear LED
- 6147HG: Green LED
- 6147HP: Purple LED
- 6147HR: Red LED

6147 Replacement LED Heads:

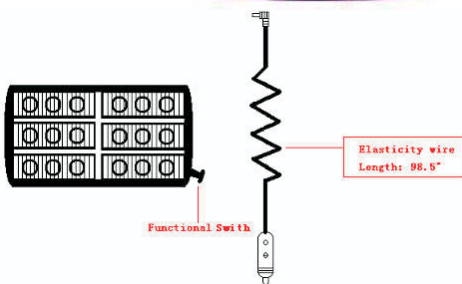
[Contains light head only]

- 6147LA: Amber LED
- 6147LB: Blue LED
- 6147LC: Clear LED
- 6147LG: Green LED
- 6147LP: Purple LED
- 6147LR: Red LED

Replacement Components for all 6100 Series KITS:

- 6111: Single harness, 12ft /3.658m
- 6100: Control box, 40 watt, 3 function

**With
Crystal Burst
Optics**

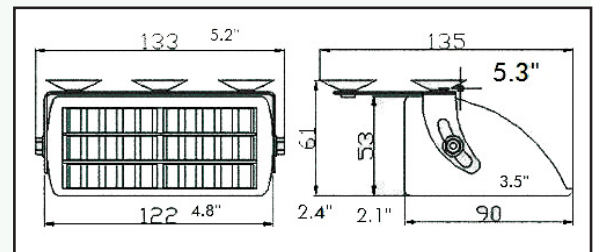


6148 Dash-Mount LED Warning Light

- Compact and powerful dash-mount, high-output LED which produces incredible intensity without impairing the driver's vision
- Easily attaches to the windshield with three suction cups and is designed for interior use only
- Each unit provides multiple flash patterns and includes an 8ft /2.44m coiled cord
- Meets SAE class 1 requirements

Dash-Mount Models:

- 6148A: Amber LED
- 6148AB: Amber & Blue LEDs
- 6148B: Blue LED
- 6148BR: Blue & Red LEDs
- 6148G: Green LED
- 6148P: Purple LED
- 6148R: Red LED



DIRECTIONAL WINDOW & DASH MOUNT LIGHTS

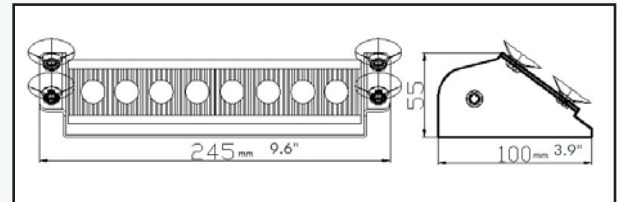
6149 Dash-Mount Super LED Warning Light with "Crystal Burst Optics"

- Compact super LED dash-mount warning light, producing incredible intensity without impairing the driver's vision
- Accompany this with multiple flash patterns, giving one of the most effective dash-mounted warning devices in the industry today
- Each unit provides six flash patterns and includes an 8ft /2.44m coiled cord
- Meets CE and SAE class 1 requirements



6149 Dash-Mount Super LED Models: [Each unit includes 6 flash patterns]

- 6149A: Amber LED
- 6149AB: Amber & Blue LED
- 6149B: Blue LED
- 6149BR: Blue & Red LED
- 6149G: Green LED
- 6149P: Purple LED
- 6149R: Red LED



**With
Crystal Burst
Optics**

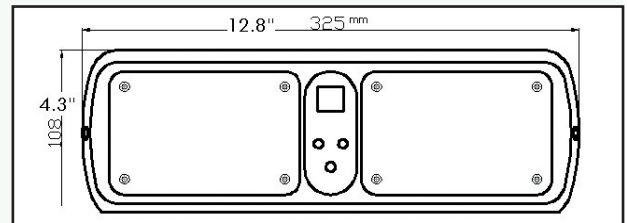


6150 Dash/Window-Mount 12 Function LED Warning Light

- Powerful dash-mount high-output LED producing incredible intensity without impairing the driver's vision
- Compact design easily attaches to the windshield with three suction cups and is designed for inside use only
- Each unit provides multiple flash patterns
- Includes an 8ft /2.44m coiled cord
- Meets SAE class 1 requirements

6150 Dash/Window Mount 12 Function LED Models:

- 6150A: Amber LED
- 6150B: Blue LED
- 6150BR: Blue & Red LED



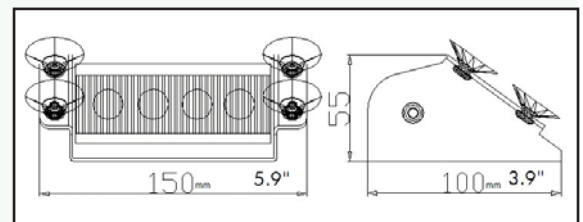
6151 Compact Window Mount Super LED

- Powerful full window mount warning light produces great intensity (4 watt) in a very compact 12 volt design
- Meets CE and SAE class 1 requirement
- Multiple flash patterns



6151 Models:

- 6151A: Amber LED
- 6151AB: Amber & Blue LED
- 6151B: Blue LED
- 6151BR: Blue & Red LED
- 6151G: Green LED
- 6151P: Purple LED
- 6151R: Red LED



DIRECTIONAL KITS & HEADS



Model:6103



Model:6104

6103 & 6104 High-Output Super LED Directional Lights

- High intensity surface-mount light with “Crystal Burst Optics” for maximum light output in black polycarbonate flange mount base
- 100,000 hour rated LEDs are fully encapsulated for moisture and vibration resistance
- Draws .65 amps
- Built in selectable flash patterns
- High-powered directional strobing head, 12-24 volt
- 3.8” x 1.6” x 1.3” (Models 6103)
- 4.8” x 1.6” x 1.3” (Models 6104)

6103 Models:

- 6103A: Amber Strobing LED
- 6103B: Blue Strobing LED
- 6103C: Clear Strobing LED
- 6103G: Green Strobing LED
- 6103R: Red Strobing LED

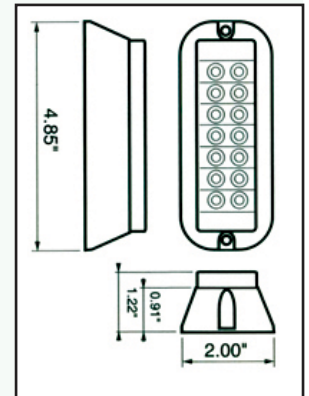
6104 Models:

- 6104A: Amber Strobing LED
- 6104B: Blue Strobing LED
- 6104C: Clear Strobing LED
- 6104G: Green Strobing LED
- 6104R: Red Strobing LED



6114 High-Output 7-Function LED Directional Light

- Comprised of 14 encapsulated & potted convex high-output LEDs operating on 12-24 volt
- Aluminum base with polycarbonate lens
- Draws .44 amps at 12 volt & .24 amps at 24 volt
- User selectable 7 flash patterns: steady burn; slow single flash, rapid single, triple and quad flash, with alternating or repetitive pattern when used with other directional lights
- Surface mount format can be used where the unit cannot be embedded in the mounting surface
- Meets SAE class 1 requirements



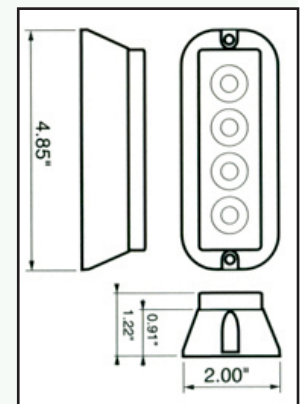
6114 High-Output 7-Function LED Models:

- 6114A: Amber Strobing
- 6114B: Blue Strobing
- 6114C: Clear Strobing
- 6104G: Green Strobing
- 6104R: Red Strobing



6654 “Crystal Burst Optics” 4 LED Directional Light

- Consists of 4 weather-proof convex super high-output LEDs operating on 12-24 volt
- Aluminum base with polycarbonate lens
- Draws .44 amps at 12 volt & .24 amps at 24 volt
- User selectable 7 flash patterns: steady burn; slow single flash, rapid single, triple and quad flash, with alternating or repetitive pattern when used with other directional lights
- Surface mount format can be used where the unit cannot be embedded in the mounting surface
- Meets SAE class 1 requirements



6654 “Crystal Burst Optics” 4 LED Models:

- 6654A: Amber Strobing
- 6654B: Blue Strobing
- 6654C: Clear Strobing
- 6654G: Green Strobing
- 6654R: Red Strobing

DIRECTIONAL KITS & HEADS

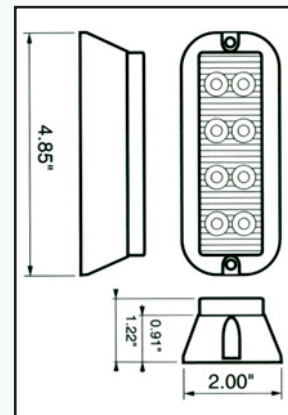


6658 Super-High Output 8 LED Directional Light

- Consists of 8 weather-proof convex super high-output LEDs operating on 12-24 volt
- Aluminum base with polycarbonate lens
- 6654G: Green Strobing
- 6654R: Red Strobing
- User-selectable 7 flash patterns: steady burn; slow single flash, rapid single, triple and quad flash, with alternating or repetitive pattern when used with other directional lights
- Surface mount format can be used where the unit cannot be embedded in the mounting surface
- Meets SAE class 1 requirements

6658 Super-High Output 8 LED Models:

- 6658A: Amber Strobing
- 6658B: Blue Strobing
- 6658C: Clear Strobing
- 6658G: Green Strobing
- 6658R: Red Strobing

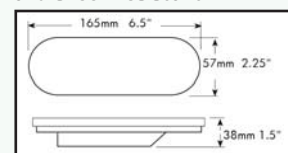


6663- 6" Oval LED Strobe Head

- 12 volt, permanently sealed for corrosion resistance, vibration and shock resistant

6663 Models:

- 6663A: Amber LED
- 6663AB: Amber & Blue LED
- 6663B: Blue LED
- 6663C: Clear LED
- 6663R: Red LED
- 6663RB: Red & Blue LED
- 6663G: Grommet
- 6663P: Plug

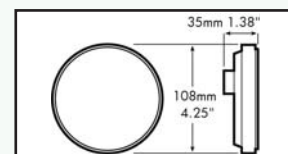


6664- 4" Round LED Strobing Head

- 12 volt, permanently sealed for corrosion resistance, vibration and shock resistant

6664 Models:

- 6664A: Amber LED
- 6664AB: Amber & Blue LED
- 6664B: Blue LED
- 6664C: Clear LED
- 6664RB: Red & Blue LED
- 6664R: Red LED
- 6664G: Grommet
- 6663P: Plug


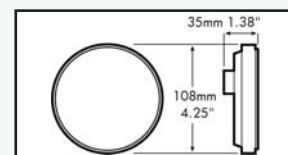


6665- LED Bull Eye (Sequential Flashing Pattern)

- 12 volt, permanently sealed for corrosion resistance, vibration and shock resistant

6665 Models:

- 6665A: Amber LED
- 6665AB: Amber & Blue LED
- 6665B: Blue LED
- 6665R: Red LED
- 6665RB: Red & Blue LED
- 6664G: Grommet
- 6663P: Plug

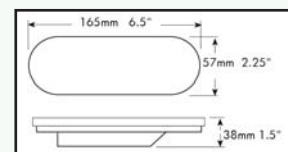


6666- 6" LED Sequential ARROW

- 12 volt, permanently sealed for corrosion resistance, vibration and shock resistant

6666 Models:

- 6666A: Amber LED
- 6666AB: Amber & Blue LED
- 6666B: Blue LED
- 6666C: Clear LED
- 6666RB: Red & Blue LED
- 6666R: Red LED
- 6663G: Grommet
- 6663P: Plug



TRAFFIC DIRECTORS & WARNING STICKS



6700 Indicator Series Directional Traffic Arrow

- Heavy duty construction with all LEDs being encapsulated for weather and shock resistance
- Powerful LEDs feature Crystal Burst Optics, enabling greater visibility of the arrow
- 12 volt aluminum construction. Available in multiple sizes to suit all your needs.
- Two operating options are available: control box and harness, or remote control unit with no control box
- Each unit comes with plug and play arrows, directional bar and either a control box and 40ft main power harness or remote control
- 6 standard flash patterns: flashing left & right, sequential left & right, alternating left & right, warning caution and flashing double arrows



Models: [With directional bar, traffic arrows & control box]

- 6704 4 LED light heads, 18" /46cm
- 6706 6 LED light heads, 27.5" /69.86cm
- 6708 8 LED light heads, 36.87" /93.66cm
- 6710 10 LED light heads, 46.24" /117.46cm
- 6712 12 LED light heads, 55.61" /141.26cm
- 6714 14 LED light heads, 65" /165.06cm
- 6716 16 LED light heads, 74.35" /188.86cm
- 6718 18 LED light heads, 83.72" /212.66cm
- 6720 20 LED light heads, 93.09" /236.46cm

Remote Control Models:

[With directional bar, traffic arrows & remote control]

- 6704RC 4 LED light heads, 18" /46cm
- 6706RC 6 LED light heads, 27.5" /69.86cm
- 6708RC 8 LED light heads, 36.87" /93.66cm
- 6710RC 10 LED light heads, 46.24" /117.46cm
- 6712RC 12 LED light heads, 55.61" /141.26cm
- 6714RC 14 LED light heads, 65" /165.06cm
- 6716RC 16 LED light heads, 74.35" /188.86cm
- 6718RC 18 LED light heads, 83.72" /212.66cm
- 6720RC 20 LED light heads, 93.06" /236.46cm

6700 Replacement Parts [Excluding directional bars]

- 6730 60 watt control box
- 6731 Left hand directional arrow and mounting kit
- 6732 Right hand directional arrow and mounting kit

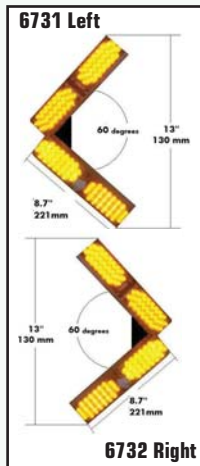
Main Power Harness:

- 6733 20ft plug and play harness
- 6734 40ft plug and play harness
- 6735 60ft plug and play harness

Connecting Cable Extensions:


[To connect directional bars below together]

- 6736 10ft connecting cables
- 6737 20ft connecting cables
- 6738 30ft connecting cables



6700 Indicator Series Directional Bars [Traffic Directors with no Arrows]

- Featuring Crystal Burst Optics and heavy duty construction will all LEDs being encapsulated for weather and shock resistance
- Directional bars may be used separately or with #6731 & #6732 to create a directional traffic arrow
- They can also be wired in pairs to the control box to create spacing in between the bars (use connecting cables #6736/7/8)
- Two operating options are available; control box and harness, or remote control unit with no control box
- Each unit comes with plug and play arrows, directional bar and either a control box and 40ft harness or remote control
- 6 standard flash patterns: flashing left & right, sequential left & right, alternating left & right, warning and flashing double arrows



6700 Models: [Indicator with control box with no arrows]

- 6754 4 LED light heads, 18" /46cm
- 6756 6 LED light heads, 27.5" /69.86cm
- 6758 8 LED light heads, 36.87" /93.66cm
- 6760 10 LED light heads, 46.24" /117.46cm
- 6762 12 LED light heads, 55.61" /141.26cm
- 6764 14 LED light heads, 65" /165cm
- 6766 16 LED light heads, 74.35" /188.86cm
- 6768 18 LED light heads, 83.72" /212.66cm
- 6770 20 LED light heads, 93.09" /236.46cm

6700 Models: [Indicator with remote control with no arrows]

- 6754RC 4 LED light heads, 18" /46cm
- 6756RC 6 LED light heads, 27.5" /69.86cm
- 6758RC 8 LED light heads, 36.87" /93.66cm
- 6760RC 10 LED light heads, 46.24" /117.46cm
- 6762RC 12 LED light heads, 55.61" /141.26cm
- 6764RC 14 LED light heads, 65" /165cm
- 6766RC 16 LED light heads, 74.35" /188.86cm
- 6768RC 18 LED light heads, 83.72" /212.66cm
- 6770RC 20 LED light heads, 93.09" /236.46cm

* Indicator arrows can be added separately to the traffic directors.

TRAFFIC DIRECTORS & WARNING STICKS

6804 Model



6806 Model



6808 Model



6800 Nformer Series - LED Traffic Directors/Warning Sticks

- High output directional warning light features low amp draw and maintenance-free sealed electronics
- Features multiple flash patterns: flashing left or right, sequential left or right, alternating left or right and caution
- Weather-sealed for internal or external mounting
- Ideal for municipalities, towing, utility, police and construction vehicles
- Pairs may be synchronized with each other

6802 Models: [2 LED Heads]

- 6802A Amber LED
- 6802B Blue LED
- 6802BA Blue & Amber LED
- 6802BR Blue & Red LED
- 6802R Red LED

6804 Models: [4 LED Heads]

- 6804A Amber LED
- 6804B Blue LED
- 6804BA Blue & Amber LED
- 6804BR Blue & Red LED
- 6804R Red LED

6806 Models: [6 LED Heads]

- 6806A Amber LED
- 6806B Blue LED
- 6806BA Blue & Amber LED
- 6806BR Blue & Red LED
- 6806R Red LED

6808 Models: [8 LED Heads]

- 6808A Amber LED
- 6808B Blue LED
- 6808BA Blue & Amber LED
- 6808BR Blue & Red LED
- 6808R Red LED

6810 Models: [10 LED Heads]

- 6810A Amber LED
- 6810B Blue LED
- 6810AB Amber & Blue LED
- 6810BR Blue & Red LED
- 6810R Red LED

Amber Traffic Director

- Models:**
- 6804A
 - 6806A
 - 6808A
 - 6810A

6970 Solar Traffic Arrow Board with Trailer



6970 Indicator Solar Traffic Arrow

- Super bright LEDs grouped on the board
- Produces 8 - 10K candlepower; working power 12 volt
- 50 watt solar panels, battery 12 volt / 100 AH
- Multiple patterns available: flashing arrow, sequential arrow, flashing double arrow and caution
- Meets (MUTCD) guidelines

6970 Models:

- 6970 Solar traffic arrow board with trailer
- 6971 Solar traffic arrow board without trailer
- 6972 Traffic arrow board 12 volt



6977 Nformer Solar Message Display Trailer

- Attractive message panel
- Low power consumption runs 250 hours after the batteries are fully charged
- 4 x 12 volt / 100 AH, batteries
- Solar panel 150 watt

Models:

- 6977 Solar message board & trailer
- 6978 Solar message board; no trailer

MINI LIGHT BARS



2115 - 15" Rotating Light Bar

- Compact design 15" mini light bar, with flush aluminum base
- Features 2 halogen rotating lights and a diamond-shaped mirror
- Available with a flush base and optional magnetic mounting kit
- Powerful 80,000 candles, 95 FPM (+/-)
- Meets class 1 requirements


2115 Models: [Each model is 15" rotating light bar]

- 2115A Amber
- 2115B Blue
- 2115C Clear
- 2115R Red

2115MK Magnetic Mounting Kit: [also available]

2115 Replacement Components:

- 2115LA Amber lens
- 2115LB Blue lens
- 2115LC Clear lens
- 2115LR Red lens



***Shown with 2115MK Optional Mount Kit**

2140 - 15" Dual Strobe Mini Bar

- Compact design 15" mini light bar, with flush aluminum base
- Features two strobe lights and a diamond-shaped mirror
- 80 quad FPM draws 2.8 amps
- Strobes meet SAE J1318 class 2 requirements



2140 Models: [Each model is 15" dual strobe light bar]

- 2140A Amber
- 2140B Blue
- 2140C Clear
- 2140R Red

2115MK Magnetic Mounting Kit: [also available]

2115 Replacement Components:

- 2115LA Amber lens
- 2115LB Blue lens
- 2115LC Clear lens
- 2115LR Red lens



2155 - 15" Mini LED Light Bar

- Modern 15" LED mini light bar, with flush aluminum base
- Features "Crystal Burst Optics" with very low amperage draw
- Optional magnetic mounting kit available
- LEDs are rated at 100,000, no maintenance required


2155 Models: [Each model is 15" LED light bar]

- 2155A Amber
- 2155B Blue
- 2155C Clear
- 2155R Red

2115MK Magnetic Mounting Kit: [also available]

2115 Replacement Components:

- 2115LA Amber lens
- 2115LB Blue lens
- 2115LC Clear lens
- 2115LR Red lens



MINI LIGHT BARS



2160 & 2160X Series - 360 Degree Dual Strobing LED Mini-Bar

- Nortech brings you the first LED mini-bar that incorporates not only a strobe like look, but the 360 degree functionality of a strobe light bar as well
- Features two super-powered LED strobes
- Compact, light weight, diamond-shaped mirror, combined with a low amperage draw
- Magnetic mounting kit available
- Extreme version available using Ultra LEDs. Add an "X" to model number [eg, 2160XA]

2160 Models: [All models use Super LEDs]

- 2160A Dual, Amber strobing LEDs
- 2160B Clear outside lens, Blue strobing LEDs
- 2160BA Clear outside lens, Blue & Amber strobing LEDs
- 2160BR Clear outside lens, Blue & Red strobing LEDs
- 2160R Clear outside lens, dual Red strobing LEDs

2160 Replacement Components:

- 21600C Clear outside lens
- 2160LA Amber 360° inside lens
- 2160LB Blue 360° inside lens
- 2160LC Clear 360° inside lens
- 2160LR Red 360° inside lens



2224 "The Wedge" 23" Mini Rotating Light Bar

- Reliable 22" unit operates very quietly with 85 FPM while drawing 8 amps
- Features polycarbonate lens, aluminum base, two halogen rotators & 1 diamond-shaped mirror
- Meets SAE class 1 requirement

2224 Permanent Mount Models:

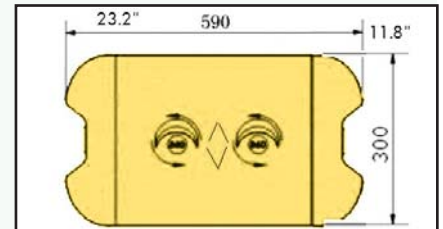
- 2224A Amber
- 2224B Blue
- 2224R Red

2224M Magnetic Mount Models:

- 2224MA Amber
- 2224MB Blue
- 2224MR Red

2224 Replacement Components:

- 2224LA Centre Amber lens
- 2224LB Centre Blue lens
- 2224LC Centre Red lens
- 2224SLA Side Amber lens
- 2224SLB Side Blue lens
- 2224SLR Side Red lens
- 2224MK Magnetic Mounting Kit



*Shown with Magnetic Mounting Kit attached

2254 "Wedge LED" 23" Mini LED Light Bar

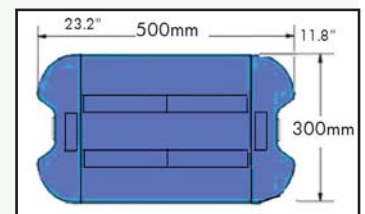
- Ultimate 22in LED roof bar with "Crystal Burst Optics"
- Low maintenance with 100,000 hour LEDs, never replace a strobe tube or bulb again
- Features polycarbonate lens and a raised aluminum base

2254 Models: [Each model is a magnetic mount LED beacon]

- 2254A Amber Lens
- 2254B Blue Lens
- 2254R Red Lens
- 2254CA Clear lens, Amber LEDs
- 2254CB Clear lens, Blue LEDs
- 2254CR Clear lens, Red LEDs

2254 Replacement Components:

- 2224LA Centre Amber lens
- 2224LB Centre Blue lens
- 2224LC Centre Red lens
- 2224SLA Side Amber lens
- 2224SLB Side Blue lens
- 2224SLR Side Red lens
- 2224MK Magnetic Mounting Kit



MINI LIGHT BARS



Model 2416



Model 2416M

2416 & 2416M Series Magnetic Mount Alternating 16" Dual Strobe Light Bar

- 360 degree mini strobe beacon with dual alternating strobes and a diamond-shaped mirror
- Available in permanent mount and magnetic mount versions
- 80 quad FPM, multi-volt 12-24 volt, draws 2 amps on 12 volt
- Meets CE, E13 and SAE J1318 class 2 requirements

2416 Models: [Alternating dual strobe versions]

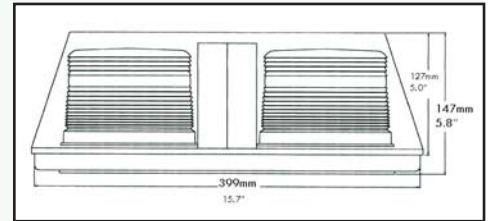
- 2416A Amber strobe beacon
- 2416AB Amber & Blue strobe beacon
- 2416B Blue strobe beacon
- 2416R Red strobe beacon

2416M Models: [Magnetic mount versions]

- 2416MA Amber strobe beacon
- 2416MAB Amber & Blue Strobes
- 2416MB Blue strobe beacon
- 2416MR Red strobe beacon

2416M Replacement Components:

- 24160C Clear outside lens
- 2416LA Amber strobe lens
- 2416LB Blue strobe lens
- 2416LR Red strobe lens
- 2416FT Flash tube for 2416 strobes



2416-2 Series - 16" Independent Dual Strobe Mini Bar

- Two different colours of strobes under one roof
- Gives you two different wiring options: wire together as a dual alternating strobe or separately with a switch so that each colour of strobe can be turned on independently when needed *(Switch not included)
- 360 degree mini strobe beacon with dual alternating strobes and a diamond-shaped mirror
- Available in permanent mount (2416-2) and magnetic mount version with car adapter plug (2416M-2)
- 80 quad FPM draws 2 amps on 12 volt systems
- Meets CE, E13 and SAE J1318 class 2 requirements



2416-2 Series Permanent Mount Models: [Each model is a strobe beacon combo mini bar]

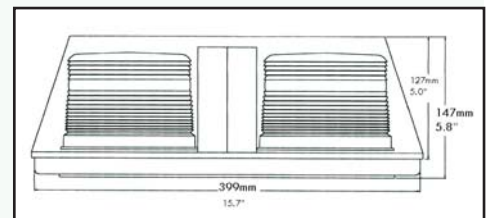
- 2416-2AB Amber & Blue
- 2416-2AC Amber & Clear
- 2416-2AR Amber & Red
- 2416-2BC Blue & Clear
- 2416-2BR Blue & Red
- 2416-2GA Green & Amber
- 2416-2RC Red & Clear

2416-2 Series Magnetic Mount Models: [Each model is a strobe beacon combo mini bar]

- 2416-2MAB Amber & Blue
- 2416-2MAC Amber & Clear
- 2416-2MAR Amber & Red
- 2416-2MBC Blue & Clear
- 2416-2MBR Blue & Red
- 2416-2MGA Green & Amber
- 2416-2MRC Red & Clear

2254 Replacement Components:

- 24160C Clear outside lens
- 2416LA Amber strobe lens
- 2416LB Blue strobe lens
- 2416LR Red strobe lens
- 2416FT Flash tube for 2416 strobes



MINI LIGHT BARS



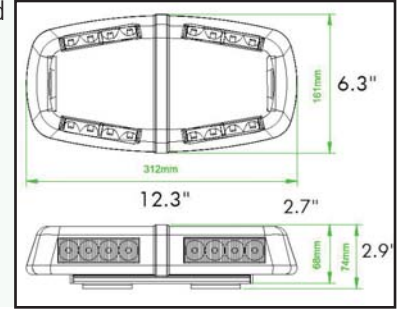
2512 - 12" Magnetic Mount LED Mini Bar

- Compact high-powered super LED mini light bar
- Compact design 12" mini light bar with powerful super LEDs with "Crystal Burst Optics"
- Polycarbonate lens with magnetic base and car adapter plug
- Circuit board and electronic components are coated to protect from the environment

2512 Models:

[Each model is a magnetic mount LED mini-bar]

- 2512A Amber LEDs
- 2512B Blue LEDs
- 2512G Green LEDs
- 2512P Purple LEDs
- 2512R Red LEDs



5024 - 24" Heavy-Duty LED Mini Light Bar

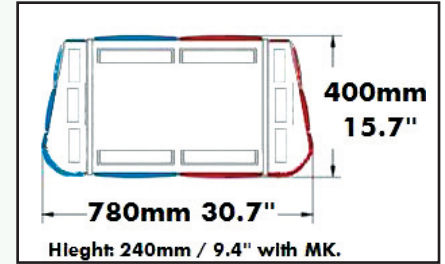
- Heavy-duty extruded "I" beam die cast aluminum base and top are great for extreme conditions
- 8 LED panels, LEDs are rated for over 100,000 hours
- Circuit board and electronic components are coated to protect from the environment
- Lenses are polycarbonate
- Available in both permanent mount versions (5024) and magnetic mount versions (5024M)

5024 Permanent Mount Models:

- 5024A Amber LED mini-bar
- 5024B Blue LED mini-bar
- 5024R Red LED mini-bar

5024 Magnetic Mount Models:

- 5024MA Amber LED mini-bar
- 5024MB Blue LED mini-bar
- 5024MR Red LED mini-bar



5124 "Low Profile" 24" LED Mini Light Bar

- Low profile ultra thin polycarbonate LED light bar with "Crystal Burst Optics"
- Perfect for tow trucks, police, utility, security, supervisory and construction vehicles
- Circuit board and electronic components are coated to protect from the environment
- Incorporates super LEDs, low power consumption & multiple flash patterns
- Available in both permanent mount versions (5124) and magnetic mount versions (5124M)

5124 Permanent Mount Models:

- 5124A Amber LEDs
- 5124B Blue LEDs
- 5124R Red LEDs

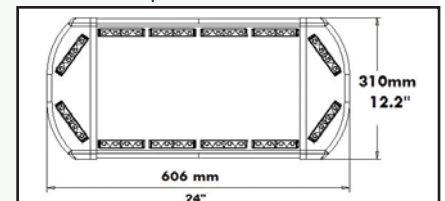
5124 Replacement Components:

- 2416BC Bottom clear outside lens
- 2416BC Bottom clear outside lens
- 2416TC Top clear outside lens

5124 Magnetic Mount Models:

[With coiled car adapter plug]

- 5124MA Amber LEDs
- 5124MB Blue LEDs
- 5124MR Red LEDs



MINI LIGHT BARS



5524 “Nordic Wolf”™ Series - 24” LED Mini Light Bar

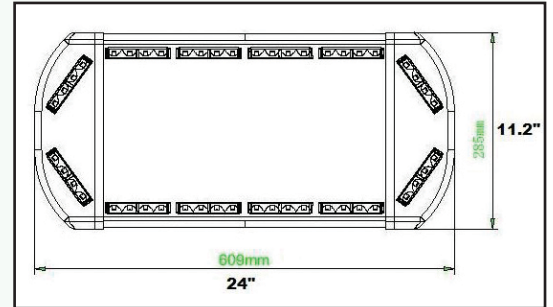
- Strong, sleek and powerful “I” beam frame with polycarbonate side lens construction
- Universal usage for all vehicles featuring long life super LEDs with “Crystal Burst Optics”
- Universal usage for all vehicles featuring long life super LEDs with multiple flash patterns
- Circuit board and electronic components are coated to protect from moisture and shock
- Available in both permanent mount versions (5124) and magnetic mount versions (5125M)

5524 Permanent Mount Models:

- 5524A Amber LED mini-bar
- 5524B Blue LED mini-bar
- 5524R Red LED mini-bar

5524 Magnetic Mount Models:

- [With coiled car adapter plug]
- 5524MA Amber LED mini-bar
 - 5524MB Blue LED mini-bar
 - 5524MR Red LED mini-bar

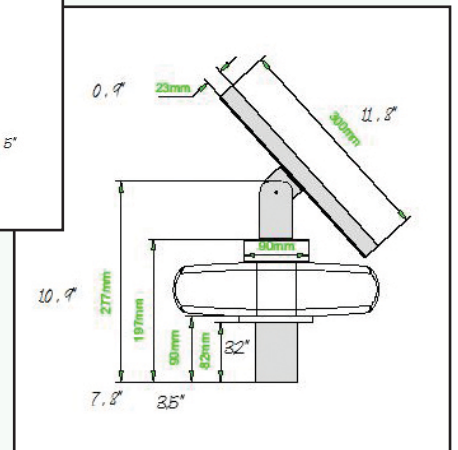
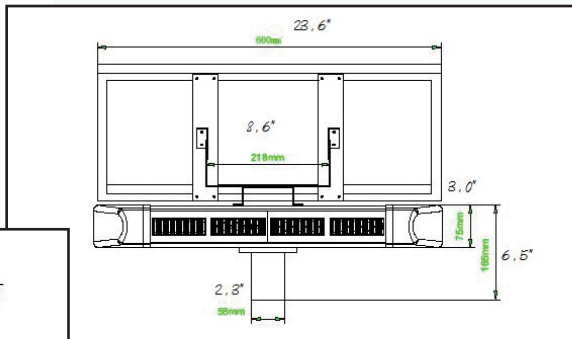
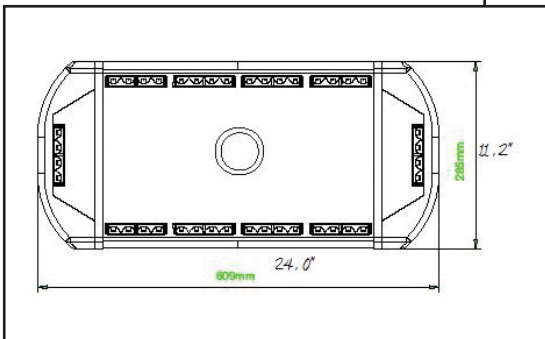


5577 “Solar Nordic Wolf”™ Series - 24” Solar LED Mini Bar

- New solar LED portable light bar
- Featuring 100,000 hour rated LEDs and solar panel, lasting up to 15 hours
- Multiple industrial and heavy duty uses
- Use for temporary warning light where wiring is not easily available
- Multiple flash patterns
- Circuit board and electronic components are coated to protect from moisture
- Versatile mounting with both magnetic and permanent mounting options included

5577 Models:

- 5577A Amber, solar mini-bar
- 5577AB Amber & Blue, solar mini-bar
- 5577SB Blue, solar mini-bar
- 5577BR Blue, Red, solar mini-bar
- 5577R Red, solar mini-bar



FULL-SIZE LIGHT BARS

5000 Series LED Light Bars

- Heavy duty extruded "I" beam die cast aluminum base & top is great for extreme conditions
- High powered LEDs are rated for over 100,000 hours
- Circuit board and electronic components are coated to protect from the environment
- Lenses are polycarbonate



5024 Models:

[Each is a 24" model, LED mini-bar]

- 5024A **Wrecker version**, Amber LED
- 5024AB Amber & Blue LED
- 5024B Blue LED
- 5024BR Blue & Red LED
- 5024R Red LED
- 5024MA Amber LED-magnetic mount
- 5024MB Blue LED-magnetic mount
- 5024MR Red LED-magnetic mount

5048 Models:

[Each is a 48" model, LED light-bar]

- 5048A **Wrecker version**, Amber LED
- 5048AB Amber & Blue LED
- 5048B Blue LED
- 5048BR Blue & Red LED
- 5048R Red LED

5060 Models:

[Each is a 60" model, LED light-bar]

- 5060A **Wrecker version**, Amber LED
- 5060AB Amber & Blue LED
- 5060B Blue LED
- 5060BR Blue & Red LED
- 5060R Red LED

5100 Series "Ultra-Thin" LED Light Bars

- Our "Ultra-Thin" series incorporates super LEDs, low power consumption and multiple flash patterns
- Low-profile ultra thin polycarbonate LED light bar
- Perfect for tow trucks, police, utility, security, supervisory and construction vehicles
- Circuit board and electronic components are coated to protect from the environment
- Available in both permanent mount versions (5124) and magnetic mount versions (5124M)



5124 Models:

[Clear outside lens; 24"]

- 5124A **Wrecker version**, Amber LED
- 5124AB Amber & Blue LED
- 5124B Blue LED
- 5124BR Blue & Red LED
- 5124R Red LED
- 5124MA Amber LED- magnetic mount
- 5124MB Blue LED-magnetic mount
- 5124MR Red LED-magnetic mount

5147 Models: [Clear outside lens; 48"]

- 5147A **Wrecker version**, Amber LED
- 5147AB Amber & Blue LED
- 5147B Blue LED
- 5147BR Blue & Red LED
- 5147R Red LED

5148 Models: [Coloured lens; Clear centre; 48"]

- 5148A **Wrecker version**, Amber lens
- 5148B Blue lens
- 5148BR Blue & Red lens
- 5148R Red lens

5160 Models:

[Clear outside lens; 60"]

- 5160A **Wrecker version**, Amber LED
- 5160AB Amber & Blue LED
- 5160B Blue LED
- 5160BR Blue & Red LED
- 5160R Red LED

FULL-SIZE LIGHT BARS

5200 Series “Ino-Ceptor”™ Light Bars

- The “Ino-Ceptor” is a modern 46” LED light bar with great looks and with a lot of power
- Highly effective, high-powered LED unobstructed primary warning lights are used in this bar
- Features polycarbonate lens and shell, with multiple LED heads inside the light bar
- Special “POLICE” marked in LEDs for Police model. Order with a “P” after the part number. (For example, 5200PB)
- Bar comes in 2 versions: 5200 (coloured lens & clear center) and 5201 (clear lens and coloured LEDs)



5200 Models:

[Popular LED versions come with coloured lenses & clear center lens]

- 5200A **Wrecker version**, Amber outside lens
- 5200B Blue outside lens
- 5200PB Blue outside lens with **Police** in LEDs
- 5200BR Blue & Red outside lens
- 5200PBR Blue & Red outside lens with **Police** in LEDs
- 5200R Red outside lens, Clear center lens
- 5200RR Entire outside lens red

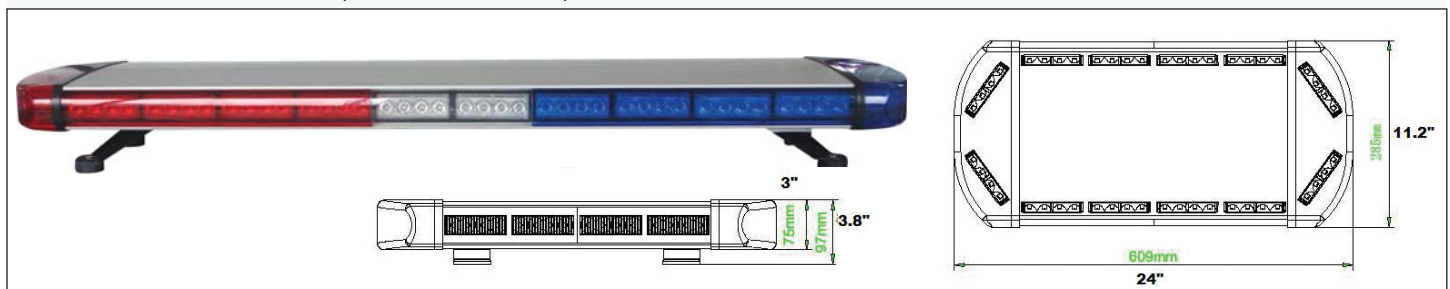
5201 Models:

[Popular LED versions come with the entire outside lens clear]

- 5201A **Wrecker version**, Amber LEDs
- 5201B Blue LEDs
- 5201PB Blue LEDs with **Police** in LEDs
- 5201BR Blue & Red LEDs
- 5201PBR Blue & Red LEDs with **Police** in LEDs
- 5201R Red LEDs

5500 Series “Nordic Wolf”™ Light Bar

- Strong, sleek and powerful, our new series of LED light bars features the unique combination of an aluminum “I” beam construction for strength, combined with the good looks and thinness of a low-profile polycarbonate bar
- Heavy duty extruded aluminum “I” beam frame with polycarbonate side lens construction
- Universal usage for all vehicles featuring long life, super LEDs with multiple flash patterns
- Circuit board and electronic components are coated to protect from moisture



5524 Models (24”):

[Each is a 24” model, LED mini-bar]

- 5524A **Wrecker version**, Amber LED
- 5524AB Amber & Blue LED
- 5524B Blue LED
- 5524BR Blue & Red LED
- 5524R Red LED
- 5524MA Amber LED- magnetic mount
- 5524MB Blue LED-magnetic mount
- 5524MR Red LED-magnetic mount

5548 Models [48”] with Coloured Outside Lens

- 5548A **Wrecker version**, Amber lens
- 5548B Blue lens
- 5548BR Blue & Red lens
- 5548R Red lens

5549 Models [48”] with Clear Outside Lens


- 5549A **Wrecker version**, Amber LED
- 5549AB Amber & Blue LED
- 5549B Blue LED
- 5549ACB Amber, Clear & Blue LED
- 5549BR Blue & Red LED
- 5549BCR Blue, Clear & Red LED
- 5549R Red LED

SPEC BARS

2200 Series "The Wedge"™ Light Bars

- "The Wedge" is a series of medium profile light bars
- Different light sources are available: revolving, strobe and LED versions
- Features polycarbonate lenses, available with center speaker cowling or polycarbonate centre lens
- All models are 190 watts and are 15.7" /40cm wide and 4.5" /11.5cm tall
- Standard popular versions are shown. Special custom version are fully available.
- Models with a cowling with speaker are designated with an "X" after the model number.
[For example, 2244XBR]

WHAT is a Spec Bar?
A spec bar is a custom bar made to your specifications.
This section gives you popular models to choose from.



2222 Models:

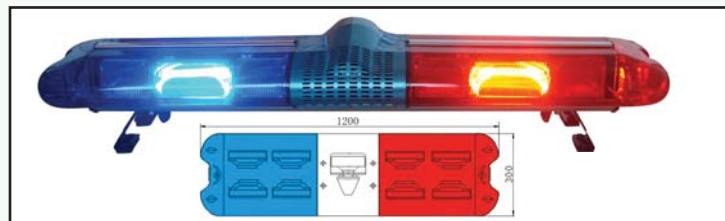
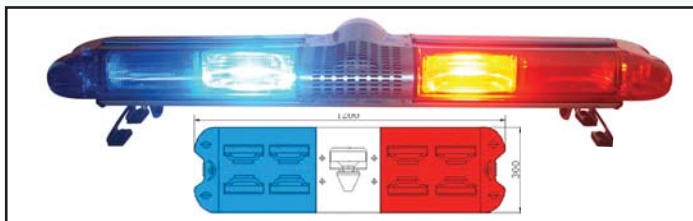
[Popular 24" permanent mount rotator version]

- 2222A **Wrecker version**, Amber lens
- 2222B Blue lens
- 2222CA Clear outside lens, Amber louvered rotators
- 2222CBA Clear outside lens, Blue & Amber louvered rotators
- 2222CBR Clear outside lens, Blue & Red louvered rotators
- 222R Red lens

2248 Models:

[Popular 47.2" rotator version]

- 2248A **Wrecker version**, Amber outside lens, no cowling
- 2248CA Clear outside lens, no cowling, Amber louvered rotators
- 2248B Blue outside lens, no cowling, 2 side alley lights
- 2248BR Blue & Red outside lens, no cowling, 2 side alley lights
- 2248CBR Clear o/s lens, Blue & Red louvered rotators, no cowling, 2 alley lights
- 2248R Red outside lens, no cowling, 2 alley lights



2244 Models:

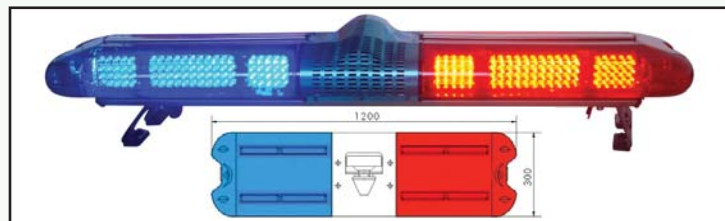
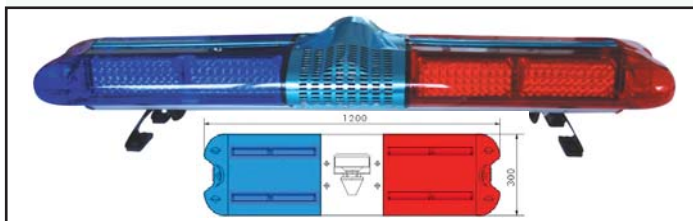
[Popular strobe versions- 4 linear strobes each side [8 total] plus an additional 2 in middle when ordered without cowling]

- 2244A **Wrecker version**, Amber outside lens, no cowling
- 2244B Blue outside lens, no cowling, 2 side alley lights
- 2244BR Blue & Red outside lens, no cowling, 2 side alley lights
- 2244CBR Clear o/s lens, Blue & Red louvered rotators, no cowling, 2 alley lights
- 2244R Red outside lens, no cowling, 2 alley lights

2246 Models:

[Popular strobe versions- 6 linear strobes each side [12 total] plus an additional 2 in middle when ordered without cowling]

- 2246A **Wrecker version**, Amber outside lens, no cowling
- 2246B Blue outside lens, no cowling, 2 side alley lights
- 2246BR Blue & Red outside lens, no cowling, 2 side alley lights
- 2246CBR Clear o/s lens, Blue & Red louvered rotators, no cowling, 2 alley lights
- 2246R Red outside lens, no cowling, 2 alley lights



2255 Models:

[Popular LED versions- 5 linear strobes each side [10 total] plus an additional 2 in middle when ordered without cowling]

- 2255A **Wrecker version**, Amber outside lens, no cowling
- 2255B Blue outside lens, no cowling
- 2255BR Blue & Red outside lens, no cowling
- 2255CBR Clear outside lens, Blue & Red LEDs, no cowling
- 2255R Red outside lens, no cowling

2257 Models:



[Popular strobe versions- 7 linear strobes each side [14 total] plus an additional 2 in middle when ordered without cowling]

- 2257A **Wrecker version**, Amber outside lens, no cowling
- 2257B Blue outside lens, no cowling
- 2257BR Blue & Red outside lens, no cowling
- 2257CBR Clear outside lens, Blue & Red LEDs, no cowling
- 2257R Red outside lens, no cowling

SPEC BARS

5300 Series "The Street Ranger"™ Light Bars

- "The Street Ranger" is a classic 48", two-level light bar with full 360 degree warning power
- Very effective and affordable, unobstructed primary warning lights on top combined with secondary auxiliary lights below
- Different light sources are available: revolving, strobe and LED versions
- Features polycarbonate lens available with center speaker cowling or polycarbonate center lens with additional lights
- Revolving models are 320 watts, LED and strobe versions are 220 watts
- Standard popular versions are shown. Special custom versions are fully available.
- Available in black and white sand coloured bases.
- For models with a cowling designate an "X" after the model number. [For example, 2244XBR or with cowling & white sand base 2244WXBR]



5311 Models:

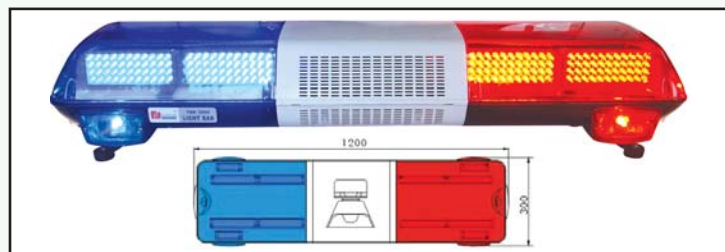
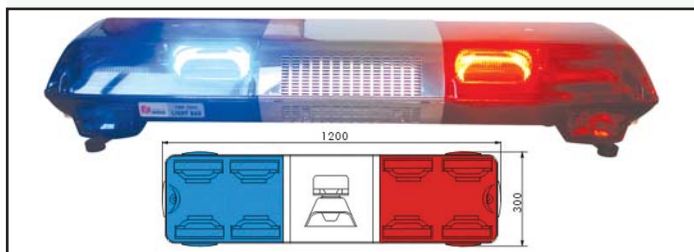
[Popular rotator versions, black base]

- 5311A Amber outside lens, no cowling
- 5311B Blue outside lens, no cowling
- 5311BA Blue & Amber outside lens, no cowling
- 5311BR Blue and Red outside lens, no cowling
- 5311R Red outside lens, no cowling

5312 Models:

[Popular rotator versions, white sand base]

- 5312A Clear outside lens, Amber rotators, add. middle rotators, no cowling
- 5312B Clear outside lens, Blue rotators, add. middle rotators, no cowling
- 5312BA Clear outside lens, Blue & Amber rotators, add. middle rotators, no cowling
- 5312BR Clear outside lens, Blue & Red rotators, add. middle rotators, no cowling
- 5312R Clear outside lens, Red rotators, add. middle rotators, no cowling



5340 Models:

[Popular strobe versions- 4 linear strobes each side (8 total) plus an additional 2 in middle or cowling]

- 5340A Amber outside lens, no cowling
- 5340B Blue outside lens, no cowling, 2 side alley lights
- 5340BR Blue & Red outside lens, no cowling, 2 side alley lights
- 5340CBR Clear o/s lens, Blue & Red louvered rotators, no cowling, 2 alley lights
- 5340R Red outside lens, no cowling, 2 alley lights

***On custom bars additional strobes are available instead of alley lights**

***For white sand bases order model 5341**

5350 Models:

[Popular LED versions- 5 linear LEDs each side (10 total) plus an additional 2 in middle or cowling]

- 5350A Amber outside lens, no cowling
- 5350B Blue outside lens, no cowling
- 5350CA Clear outside lens, Amber LED, no cowling
- 5350BR Blue & Red outside lens, no cowling
- 5350CBR Clear outside lens, Blue & Red LEDs, no cowling
- 5350R Red outside lens, no cowling

***Side LEDs are standard, alley lights are available**

***For white sand bases order model 5351**

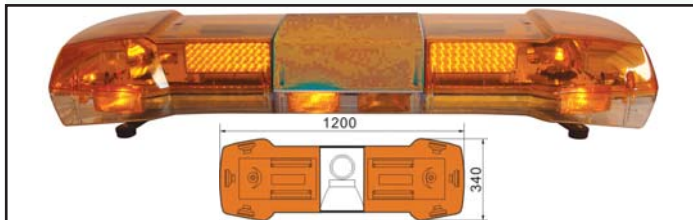
Pages 27-31 feature our Spec Bars for fleets, cities & Police. Choose one of these popular models or let us know your specifications for quote.

IF YOU DON'T SEE A COMBINATION YOU LIKE, PLEASE CONTACT YOUR LOCAL REP!

SPEC BARS

5600 Series “Street Raptor”™ Light Bars

- “The Street Raptor” is a modern 47.2” /1.2m, two-level light bar that packs a lot of power
- Highly effective and powerful, unobstructed primary warning lights on top combined with secondary auxiliary lights below
- Different light sources are available: revolving & LED combo, strobe and LED versions
- Features polycarbonate lens available with center speaker. To order center speaker, use “S” after part number. [For example, 5640SBR]
- Special POLICE centre sign with speaker available. Order with a “P” after model number. [For example, 5650PB]
- Speakers and Police sign are not available in 5655 and 5658 versions
- Standard popular versions are shown. Special custom versions are fully available.



5615 Models:

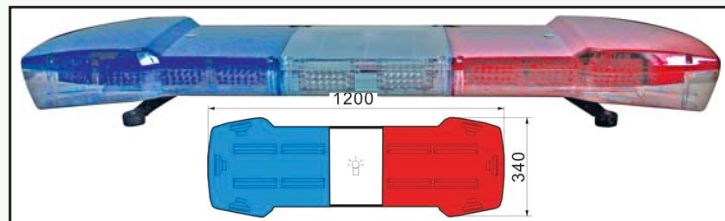

[Popular 48” rotator LED hybrid, featuring 8 large LED heads, plus 6 additional lower level LEDs]

- 5615A **Wrecker version**, Amber outside lens, no cowling
- 5615B Blue outside lens, no cowling
- 5615BA Blue & Amber outside lens, no cowling
- 5615BR Blue & Red outside lens, no cowling
- 5615R Red outside lens, no cowling

5640 Models:

[Popular strobe version, featuring 8 linear strobes with 10 additional lower level lights]

- 5640A **Wrecker version**, Amber outside lens, no center speaker
- 5640PB Blue outside lens with POLICE sign and speaker
- 5640SBA Blue & Amber outside lens with speaker
- 5640BR Blue & Red outside lens with POLICE sign and speaker
- 5640R Red outside lens with speaker



5650 Models:

[Popular LED versions, with 8 large LED heads, plus 6 additional lower level LEDs]

- 5650A **Wrecker version**, Amber outside lens, no sign, no speaker
- 5650PB Blue outside lens with POLICE sign and speaker
- 5650SBA Blue & Amber outside lens with speaker
- 5650BR Blue & Red outside lens with POLICE sign and speaker
- 5650CB Clear outside lens, Blue inside lens with speaker
- 5650CBR Clear outside lens, Red & Blue inside lens with speaker
- 5650R Red outside lens with speaker

5655 Models:

[Comes with a clear center lens for work lights and take down lights, featuring large LED heads plus additional lower level small LED heads]

- 5655A **Wrecker version**, completely Amber outside lens
- 5655AC **Wrecker version**, completely Amber outside lens & Clear center lens
- 5655B Blue outside lens, Clear center lens
- 5655BA Blue & Amber outside lens, Clear center lens
- 5655BR Blue & Red outside lens, Clear center lens
- 5655CA **Wrecker version**, completely Clear outside lens, Clear center lens and Amber LEDs
- 5655CB Clear outside lens, Blue inside lens
- 5655CBR Clear outside lens, Red & Blue inside lens
- 5655R Red outside lens with Clear center lens



5685 Models:

[Comes with a clear center lens for work lights and take down lights, featuring super LEDs plus lower level super LEDs]

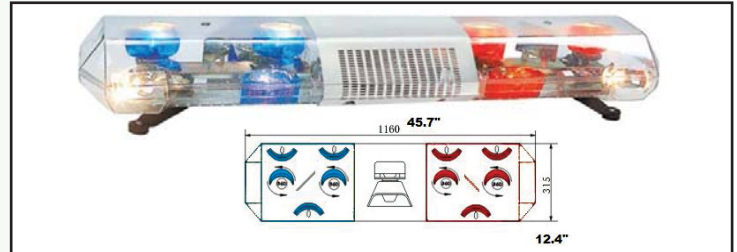
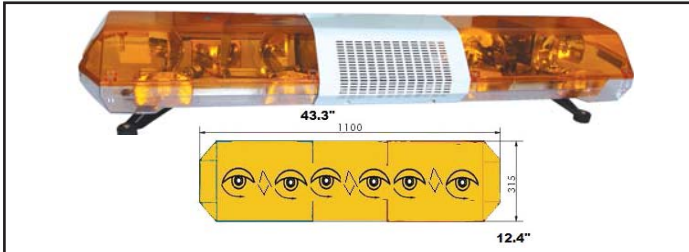
- 5685A **Wrecker version**, completely Amber outside lens
- 5685AC **Wrecker version**, completely Amber o/s lens, Clear center lens
- 5685B Blue outside lens, Clear center lens

- 5685BA Blue & Amber outside lens, Clear center lens
- 5685BR Blue & Red outside lens, Clear center lens
- 5685CA **Wrecker version**, completely Clear outside lens, Clear center lens and Amber LEDs
- 5685CB Completely Clear outside lens, Blue LEDs
- 5685CBR Completely Clear outside lens, Red & Blue LEDs
- 5685R Red outside lens with Clear center len

SPEC BARS

5800 Series Light Bars

- A traditional and versatile 45.7" dual-level light bar
- Efficient and powerful, unobstructed primary warning lights on top combined with secondary lighting below
- Different light sources are available: revolving & LED combo, strobe and LED versions all with polycarbonate lens
- For models with a cowling and speaker, designate an "X" after the model number. [For example, 5811XBR]
- Standard popular versions are shown. Special custom versions are fully available.



5811 Models:

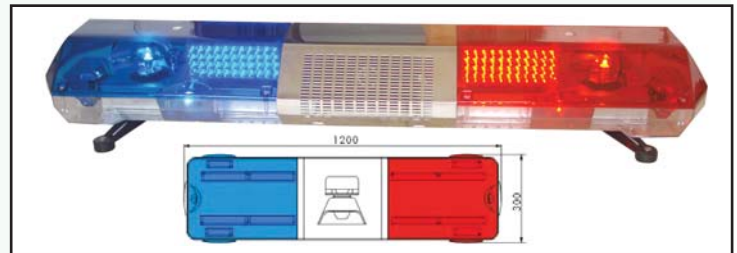
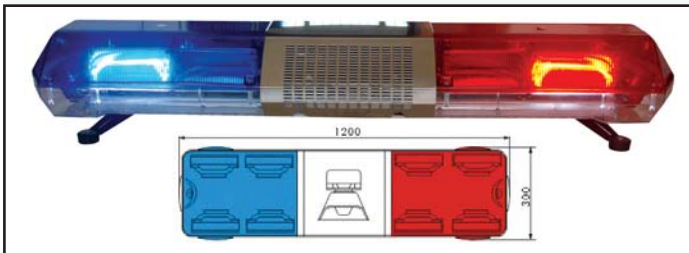
[Popular rotator versions]

- 5811A **Wrecker version**, Amber o/s lens, no cowling
- 5811B Blue outside lens, no cowling
- 5811BA Blue & Amber outside lens, no cowling
- 5811BR Blue and Red outside lens, no cowling
- 5811R Red outside lens, no cowling

5812 Models:

[Popular rotator versions, clear outside lens]

- 5812A **Wrecker version**, Clear outside lens, Amber rotators, add. middle rotators, no cowling
- 5812B Clear outside lens, Blue rotators, add. middle rotators, no cowling
- 5812BA Clear outside lens, Blue & Amber rotators, add. middle rotators, no cowling
- 5812BR Clear outside lens, Blue & Red rotators, add. middle rotators, no cowling
- 5812R Clear outside lens, Red rotators, add. middle rotators, no cowling



5840 Models:

[Popular strobe versions- 4 linear strobes each side (8 total) plus an additional 2 in middle when ordered without cowling]

- 5840A Amber outside lens, no cowling
- 5840B Blue outside lens, no cowling, side 2 alley lights
- 5840BA Blue & Amber outside lens, no cowling, side 2 alley lights
- 5840CBR Clear o/s lens, Blue & Red louvered rotators, no cowling, 2 alley lights
- 5840R Red outside lens, no cowling, 2 alley lights

5851 Models:

[Popular LED rotator hybrid version-4 linear LEDs & 2 rotators + additional lower level lighting and an additional 2 LEDs when ordered without cowling]

- 5851A **Wrecker version**, Amber outside lens, no cowling
- 5851B Blue outside lens, no cowling
- 5851BR Blue & Red outside lens, no cowling
- 5851CBR Clear outside lens, Blue & Red LEDs, no cowling
- 5851R Red outside lens, no cowling

5855 Models:

[Popular full LED versions, a total of 10 LED heads with cowling and speaker; extra 2 LED heads when ordered without cowling]

- 5850A Amber outside lens
- 5850B Blue outside lens
- 5850BR Blue & Red outside lens
- 5850CBR Clear outside lens, Blue & Red LEDs
- 5850R Red outside lens



SPEC BARS

5900 Series Oval LED Light Bar

- Ultra thin design with height of only 2.1" /5.4cm
- High impact polycarbonate lens
- Solid state electronics are encapsulated for weather and shock resistance
- Model 5900 has a clear centre lens and coloured outside lenses
- Model 5905 has a clear outside lense and coloured LEDs



5900 Models: [Clear centre lens with coloured outside lenses]

- 5900A Amber lenses
- 5900B Blue lenses
- 5900BA Blue & Amber lenses
- 5900BR Blue & Red lenses
- 5900R Red lenses

5905 Models:

[Clear outside lens with coloured LEDs]

- 5905A Amber LEDs
- 5905B Blue LEDs
- 5905BA Blue & Amber LEDs
- 5905BR Blue & Red LEDs
- 5905R Red LEDs



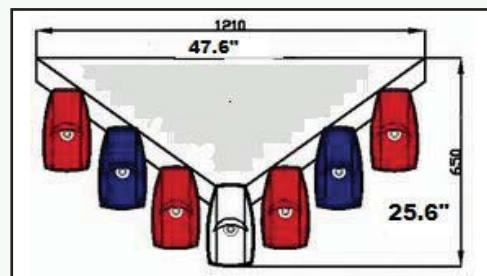
5973 Series:

[Rotating, V-shaped mini-light bar; polycarbonate lenses & halogen lamps]

- 5973A 3 Amber lights
- 5973B 3 Blue lights
- 5973R 3 Red lights
- 5973RCB 1 Red, 1 Clear, 1 Blue light

5977 Series:

- Super V, rotating bar; aluminum alloy base & polycarbonate lenses
- 12 & 24 volt models available
- Serialized speaker available 80-200w;
- Popular combination shown, custom versions available
- 5977-12 [12 Volt, as shown]
- 5977-24 [24 Volt, as shown]



5992 Series - Motorcycle LED Pedestal Beacon:

- 5992A Amber LED strobe
- 5992B Blue LED strobe
- 5992R Red LED strobe



CONSPICUITY TAPE



Transportation Grade Conspicuity Tape:

- For ultimate night time visibility, use our microprismatic high-intensity tape
- Meets or exceeds all requirements
- Provided with the DOT-C2 markings as per NHTSA 9CFR571.108
- Outdoor rated and easy to use, 10 year rated
- 2" /51mm reflective tape with alternating red and white patterns

Styles of Conspicuity Tape:

- 9106 Pattern 6" (red) x 6" (white) x 2" x 150ft roll / 152mm (red) x 152mm (white) x 51mm x 45.72m roll
- 9107 Same as 9106 conspicuity tape with perforations every 12in
- 9111 Pattern 7" (white) x 11" (red) x 2" x 150ft roll / 178mm (white) x 279mm (red) x 51mm x 45.72m roll
- 9112 Same as 9111 conspicuity tape with perforations every 18in

Packaged Strips:

- 9106-12 12 pieces of part number 9106
Pre-cut in 12" /30.5cm strips in a display package
- 9111-12 12 pieces of part number 9111
Pre-cut in 12 /30.5cm strips in a display package



Custom Rolls with your Name or Logo:

- 2" /51mm x 150ft /45.72m roll of reflective tape with alternating red and white pattern
- Provided with the DOT-C2 markings as per NHTSA 9CFR571.108
- Customized with your name or logo on the tape
(Minimum order and set up charges may be applicable)

Custom Rolls:

- [Each roll is 2" /5.1cm] x 150ft /45.72m with your name or logo]
- 9106CNL 6" /152mm x 6" /152mm DOT-C2
- 9111CNL 7" /178mm x 11" /279mm DOT-C2

**We Sell
Personalized
Conspicuity Tape**



Reflective Tape for Railway Cars:

- 9127 Yellow retroreflective conspicuity tape for marking rail cars
4" x 105ft roll. ASTM D4956-01a



School Bus Reflective Tape:

- 9128-1 1" x 150ft microprismatic school bus tape
- 9128-2 2" x 150ft microprismatic school bus tape

**ALSO
AVAILABLE**

Engineering Grade Reflective Sheeting and Tape:

Commercial Grade Reflective Sheeting and Tape:

Marine Grade Reflective Sheeting and Tape:

***Contact us for pricing & delivery**

•97200 Series

•93200 Series

•91100 Series

BACK-UP ALARMS

Nortech Innovative Products offers a complete line of back-up alarms with various sound levels and operating voltages to meet your back-up alarm requirements. Our back-up and safety alarm coverage is one of the broadest in the industry. Our standard back-up alarms come with a 1-year warranty. With our program there is no need to carry alarms of different operating voltages. All of our alarms are multi-voltage to reduce the number of SKU's you need to stock. Reliable and durable - our large coverage of alarms will satisfy your needs.

**ALL OF OUR ALARMS
ARE SEALED TO WITHSTAND
STEAM CLEANING AND
POWER WASHING!**

SAC Back-Up Alarm Ratings:

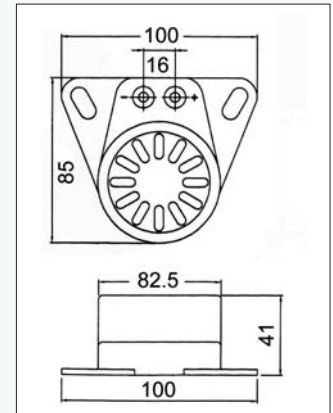
The society of automotive engineers (SAE) has developed standards for back-up alarms; SAE J944.
The sound tolerance for each class is (+/-) 4 dcb.

| CLASS | SOUND LEVEL [dcb] |
|----------|----------------------|
| A | 112 |
| B | 107 |
| C | 97 |
| D | 87 |
| E | 77 |
| F | Other |



9138 Back-Up Alarm

- One of the most popular alarms in the industry
- Single sound level with #8-32 UNC terminal studs
- ABS housing
- Operating range 12-24 volt
- Temperature range -40C (-40F) to 85C (185F)
- 97 decibels, SAE type C
- Meets CE, IP67 and SAE requirements



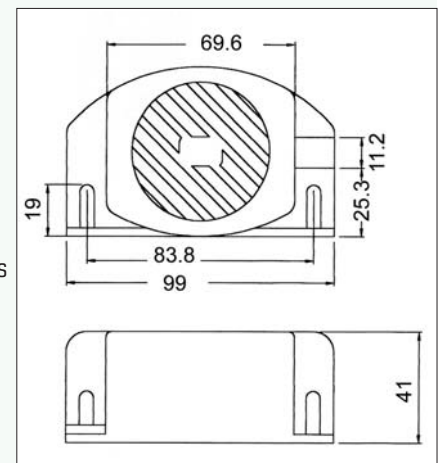
9138 Model:

- **9138-97:** 97 decibels, SAE type C



9165 Series Back-Up Alarm

- Used for all vehicle and fork lift applications
- Terminal stud-mounted unit
- ABS housing with encapsulated components
- Steam cleanable, pressure washable
- Operating range 12-48 volt
- Temperature range -40C (-40F) to 85C (185F)
- Less than .5 amp draw, single sound level
- Available in 87, 97 & 102 decibels
- Meets CE, E11, IP67 & SAE J994 requirements



9165 Series Models:

- **9165-87:** 87 decibels, SAE type D
- **9165-97:** 97 decibels, SAE type C
- **9165-102:** 102 decibels, SAE type F

BACK-UP ALARMS

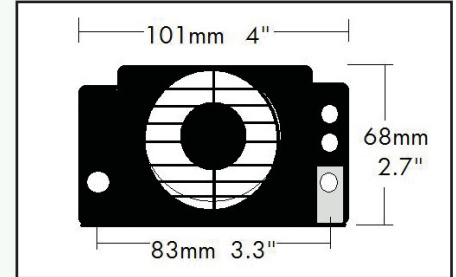


9169 Series Self Grounding Back-Up Alarm

- For heavy duty truck and all rubber tired vehicle application
- Unit can be grounded through mounting screw
- Glass-filled nylon housing with encapsulated components
- Steam cleanable, pressure washable
- Operating range 12-48 volt
- Temperature range -40C (-40F) to 85C (185F)
- Less than .65 amp draw, single sound level
- Available in 87, 97 & 102 decibels
- Meets CE, E11, IP67 and SAE requirements

9169 Self-Grounding Models:

- **9169-87:** 87 decibels, SAE type D
- **9169-97:** 97 decibels, SAE type C
- **9169-102:** 102 decibels, SAE type F

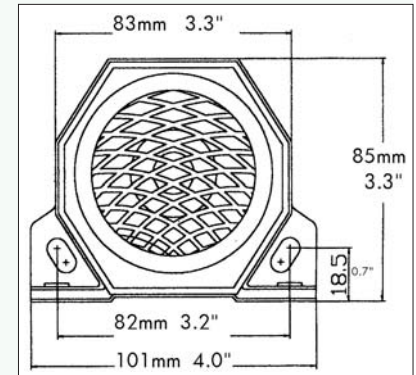


9170 Series Self-Grounding Back-Up Alarm

- For all heavy industrial and heavy duty applications
- Unit can be grounded through mounting hole
- Steam cleanable, pressure washable
- Operating range 12-80 volt
- Temperature range -40°C /-40°F to 85°C /185°F
- Meets SAE, J1994, CE & E11 requirements

9170 Models:

- **9170-87:** 87 decibels, SAE type D
- **9170-97:** 97 decibels, SAE type C
- **9170-107** 107 decibels, SAE type B

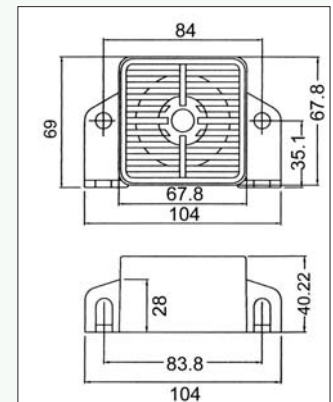


9177SA Self-Adjusting Back-Up Alarm

- Rugged solid state encapsulated electronics, great for low noise areas
- Compact self-adjusting alarm
- Adjusts to a minimum of five decibels above the surrounding noise to reduce noise pollution
- Operating range 12-48 volt
- Temperature range -40C (-40F) to 85C (185F)
- Self-adjusting, 77 decibels to 102 decibels
- Meets CE, E11 and SAE requirements

9177SA Self-Adjusting Model:

- **9177SA:** Self-adjusting, 77 decibels to 102 decibels



BACK-UP ALARMS

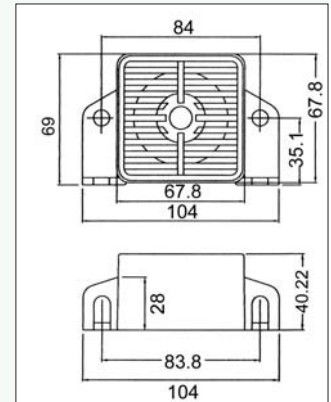


9178 Series Back-Up Alarm

- For heavy-duty truck, all rubber tired and electric vehicle applications
- ABS housing with encapsulated components
- Steam cleanable, pressure washable
- Operating range 12-48 volt
- Temperature range -40C (-40F) to 85C (185F)
- Less than .65 amp draw, single sound level
- Available in 87, 97 & 102 decibels
- Meets CE, E11, IP67 and SAE requirements

9178 Series Models:

- **9178-87:** 87 decibels, SAE type D
- **9178-97:** 97 decibels, SAE type C
- **9078-102:** 102 decibels, SAE type F

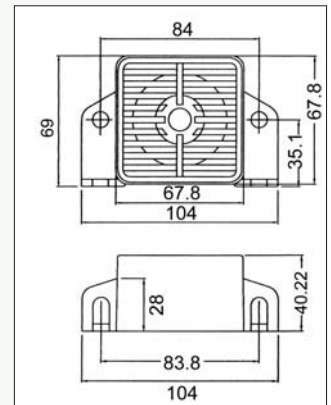


9178N Night Silent Back-Up Alarm

- Designed for use at nighttime in sound sensitive areas
- Feature disengages the alarm when voltage is applied to the blue wire either via a dash toggle or wired to the headlights
- ABS housing with encapsulated components
- Steam cleanable, pressure washable
- Operating range 12-24 volt
- Temperature range -40C (-40F) to 85C (185F)
- 97 decibels
- Meets CE, E11, IP67 and SAE type B requirements

9178N Night Silent Back-Up Alarm:

- **9178N:** 97 decibels, SAE type B

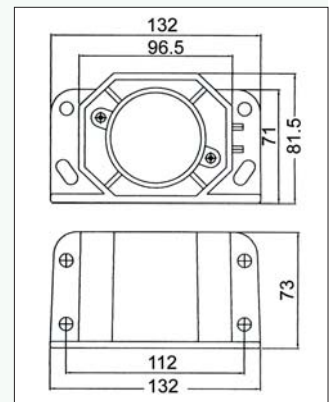


9182SA Self-Adjusting Medium Sound Level Back-Up Alarm

- Our most popular self-adjusting alarm
- Great for reducing noise pollution and irritation to operators and co-workers
- Automatically adjust to 10 decibels over the surrounding noise in the area
- ABS housing with encapsulated components
- Steam cleanable, pressure washable
- Operating range 12-48 volt
- Temperature range -40C (-40F) to 85C (185F)
- Self-adjusting 82 decibels to 107 decibels
- Meets CE, E11 and SAE J994 requirements

9182SA Self-Adjusting Medium Sound Level Model:

- **9182SA:** Self-adjusting 82 decibels to 107 decibels SAE type B-F



BACK UP ALARMS

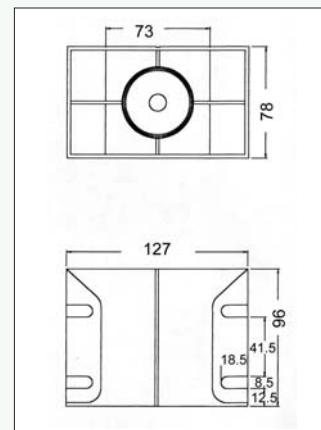


9196MA Manually Adjustable Medium or High Sound Level Back-Up Alarm

- Protected manually adjustable sound levels of 107 or 112 decibels
- Nylon-filled housing with encapsulated components
- Steam cleanable, pressure washable
- Operating range 12-48 volt
- Temperature range -40C (-40F) to 85C (185F)
- Meets CE, E11, Ip67 and SAE requirements

9196MA Manually Adjustable Medium or High Sound Level Model:

- **9196MA:** SAE type A, B

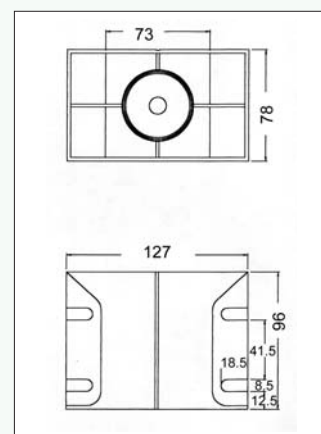


9197SA Self-Adjusting Low to High Sound Level Back-Up Alarm

- Heavy duty self-adjusting from 87 to 112 decibels, low to high sound level back up alarm
- Reduces noise pollution and irritation to operators and co-workers caused by other alarms
- Nylon-filled housing with encapsulated components
- Steam cleanable, pressure washable
- Operating range 12-24 volt
- Temperature range -40C (-40F) to 85C (185F)
- Meets CE, E11, Ip67 and SAE requirements

9197A Self-Adjusting Low to High Sound Level Model:

- **9197SA:** 107 & 112 decibels, SAE type A-D

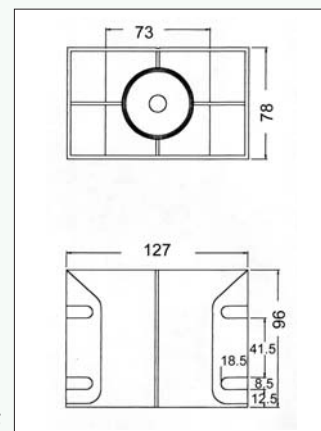


9198DF Dual Function Specialty Back-Up Alarm

- Unique alarm behaves like a self-adjusting alarm or like a single sound level warble alarm, depending upon how the power is applied
- Nylon-filled housing with encapsulated components
- Steam cleanable, pressure washable
- Operating range 12-24 volt
- Temperature range -40C (-40F) to 85C (185F)
- Rugged solid state electronics, great for low noise areas
- Self-adjusting from 87 decibels to 112 decibels or single sound level of 112 decibels
- Meets CE, E13 and SAE requirements

9198 Dual Function Specialty Model:

- **9198DF:** Self-adjusting 87 to 112 decibels, SAE type A-F

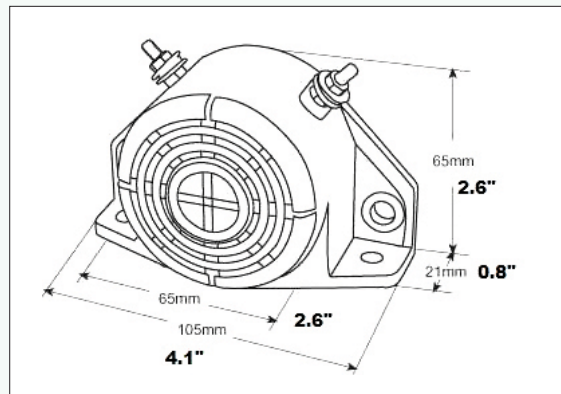


BACK-UP ALARMS



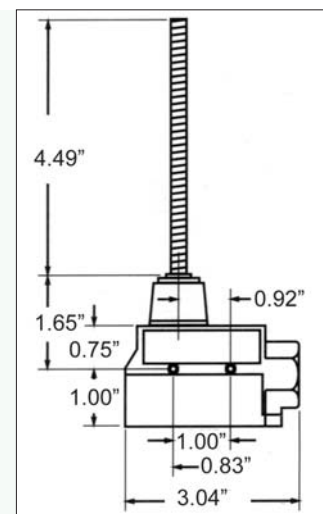
9199 Economical Back-Up Alarm

- 97 decible back-up alarm in a VU-PACK
- Dual terminal, components sealed
- Single sound level



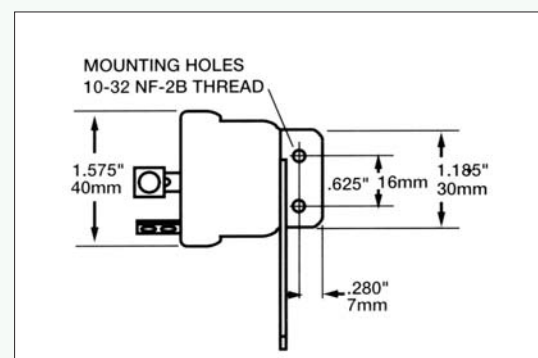
9128 - 360° Switch

- Features 360 degree movement
- 5 amp rating
- Water resistant switch with gaskets



9127 - Single Movement Switch

- Single movement switch
- 8 amp rating
- Water resistant



SAFETY CAMERA SYSTEMS



9100-2 Camera
[Also Available Separately]

9100 "Safety Cam" - 7" Wide Screen, Colour Camera System

- "SAFETY CAM" system is automatically activated when backing up
- Specially designed for bus and heavy duty vehicle applications
- Includes a 7" colour LCD video display
- Multi-language, 12-24 volt, 3 video inputs (AV1, AV2, AV3)
- Automatic/manual switcher and remote controller
- Comes with 1 day/night vision colour CCD camera with 18 LEDs (two cameras can be connected)
- Includes a 65ft /20m waterproof harness
- This kit has everything you need to get started: monitor, camera, 65ft harness and cable

9100 Additional & Replacement Components:

- 9100-1: 7" colour LCD video display, multi-language, 12-24 volt, 3 video inputs (AV1, AV2, AV3), automatic/manual switcher
- 9100-2: Day/night vision colour CCD camera with 18 LEDs (IP67)
- 9100-3: Complete wireless remote controller
- 9100-4: 65ft /20m waterproof harness
- 9100-5: Multi-camera control box



9100-2 Camera
[Also Available Separately]

9101 "Safety CAM" - 7" Wide Screen, Colour Camera System

- "SAFETY CAM" is specifically designed for front, side and rear view applications for vehicles
- Optional up to 3 camera systems is automatically activated when backing up, switches to 3 views when optional cameras are wired in
- Includes a 7" colour LCD video display, multi-language monitor
- 12-24 volt, 3 video inputs (AV1, AV2, AV3) automatic/manual switcher with wireless remote controller
- Comes with 1 day/night vision colour CCD camera with 18 LEDs (two cameras can be connected)
- Includes a weather-tight multi camera control box
- Includes a 65ft /20m waterproof harness
- Kit includes: monitor, camera, 65ft harness, cable and 3 camera control box

9101 Additional & Replacement Components:

- 9100-1: 7" colour LCD video display, multi-language, 12-24 volt, 3 video inputs (AV1, AV2, AV3), automatic/manual switcher
- 9100-2: Day/night vision colour CCD camera with 18 LEDs (IP67)
- 9100-3: Complete wireless remote controller
- 9100-4: 65ft /20m waterproof harness
- 9100-5: Multi-camera control box

SAFETY CAMERA SYSTEMS



9102 "Mirror Cam" - 4" LCD Rear View Mirror Colour Camera System

- "MIRROR CAM" incorporates a shock resistant monitor into a rear view mirror system [It is a full mirror when not in use]
- Optional up to 3 camera systems is automatically activated when backing up
- Designed for side and rear view applications for vehicles with wireless remote controller
- 4" rear view mirror system monitor, 12 volt, multi-language, 3 video inputs (AV1, AV2, AV3)
- Comes with 1 day/night vision colour CCD camera with 18 LEDs and mics
- Includes a 65ft /20m waterproof harness
- Kit includes: mirror/monitor, camera, harness, control box

9102 Additional & Replacement Components:

- 9102-1 4 inch rear view mirror system monitor, 12 volt, 5 language [Full mirror when when not in use]
- 9102-2 Day/night vision colour CCD camera with 18 LEDs and mic [IP67]



9103 Licence Plate Mounted Colour Camera System

- High quality waterproof camera system mounted on license plate [No need for drilling]
- Suitable for cars and SUV
- 120 degree viewing angle that can be adjusted



9104 Camera License Plate Frame

- 12 volt waterproof camera mounted on license frame
- 1/3" CMOS image sensors



9105 Rear View Mirror System with Camera and Parking Sensors

- System automatically activates when vehicle is in reverse [Full rear view mirror when not in use]
- Picture and distance are shown on the mirror
- Back-up alarm sensors sound between .4 and 1.5m
- 4 inch rear view mirror system monitor, 12 volt, 5 language 3 AV ports [AV1, AV2, AV3]
- This Kit includes: mirror/monitor, camera, cable, harness, sensors, control box

9105 Additional & Replacement Components:

- 9105-1: 4 inch rear view mirror system monitor, 12 volt 5 language [Full mirror when when not in use] 2 AV ports with sound
- 9105-2 Camera mount
- 9105-3 Parking sensor

STROBE BEACONS

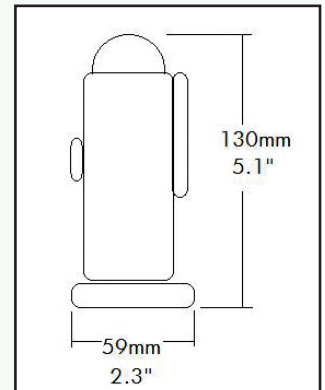


1360 Hand-Held Strobe Beacon

- Hand-held beacon is a perfect industrial personal safety device
- Magnetic base
- Comes with an on/off switch, safety strap and belt clip
- Battery operated strobe light provides a 360 degree viewing angle

1360 Models:

- 1360MA Amber LED
- 1360MB Blue LED
- 1360MC Clear LED
- 1360MR Red LED



1442 Industrial Style Strobe Beacon

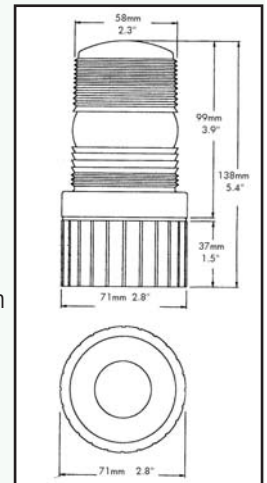
- Industrial-style permanent mount strobe beacon which is great for lift trucks and construction equipment
- Re-enforced nylon base with fully encapsulated components and polycarbonate lens seals out environmental hazards
- Multi-voltage 12-80 volt, 65 flashes per minute [+/- 5 FPM]
- Reverse polarity and voltage spike protected
- 2 joules, draws .3 amps at 12Vdc., and .45 amps at 80 volt
- Meets SAE class 3 requirements, E13 and CE

1442 Models:

- 1442A Amber LED beacon
- 1442B Blue LED beacon
- 1442C Clear LED beacon
- 1442R Red LED beacon

1442 Replacement Components:

- 1442LA Amber lens
- 1442LB Blue lens
- 1442LC Clear lens
- 1442LG Green lens
- 1442LR Red lens
- 1442FT Flash tube



1442M Magnetic Mount Strobe Beacon

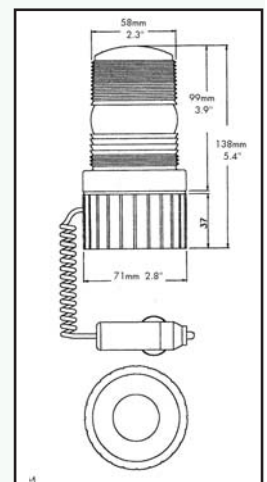
- Magnetic base strobe with car adapter plug and coiled cord
- Re-enforced nylon base with fully encapsulated components and polycarbonate lens seals out environmental hazards
- Multi-voltage 12-80 volt, 65 flashes per minute [+/- 5 FPM]
- Reverse polarity and voltage spike protected
- 2 joules, draws 3 amps at 12 volt, and .45 amps at 80 volt
- Meets SAE class 3 requirements, E13 and CE

1442M Models:

- 1442MA Amber LED beacon
- 1442MB Blue LED beacon
- 1442MR Red LED beacon

1442M Replacement Components:

- 1442LA Amber lens
- 1442LB Blue lens
- 1442LC Clear lens
- 1442LG Green lens
- 1442LR Red lens
- 1442FT Flash tube



STROBE BEACONS



1400 "Superbolt"™ Low Profile Strobe Beacon

- Compact permanent mount double-flash, strobe beacon with polycarbonate base and mounting flange
- Automatically adjusts to multi-voltages [12-60 volt]
- Great for mail carriers, industrial trucks, electric vehicles and forklifts
- 4 joules, double flash, polycarbonate lens and base
- Meets SAE class 3 requirements, E13 and CE

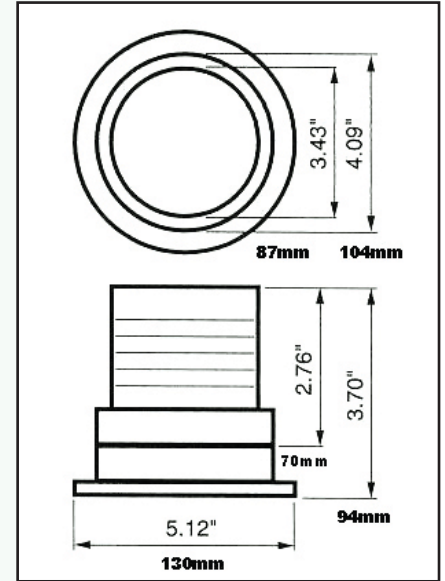
1400 Models:

[All beacons have permanent mounts]

- 1400A Amber LED
- 1400B Blue LED
- 1400C Clear LED
- 1400G Green LED
- 1400R Red LED

1400 Replacement Components:

- 1400LA Amber lens
- 1400LB Blue lens
- 1400LC Clear lens
- 1400LG Green lens
- 1400LR Red lens
- 1400FT Flash tube



1400M Magnetic Mount "Superbolt"™ Beacon

- Multi-use magnetic mount with coiled cord and car adapter plug
- 360 degree strobe beacon with polycarbonate lens and with flange mount base
- Automatically adjusts to multi-voltages [12-60 vdc]
- Great for mail carriers, industrial trucks, electric vehicles and forklifts
- 4 joules, double flash
- Meets SAE J1318 class 3 requirements

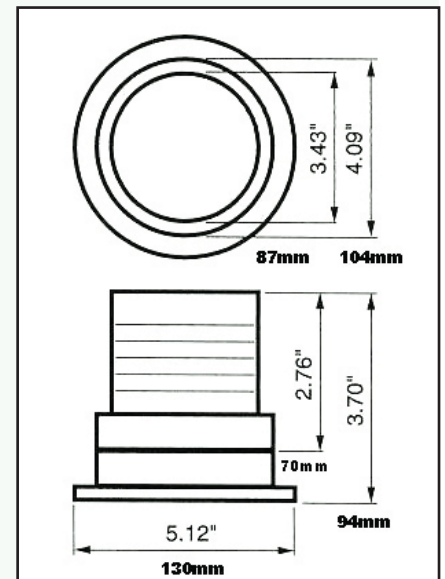
1400M Models:

[All models are magnetic mount beacons]

- 1400MA Amber LED
- 1400MB Blue LED
- 1400MC Clear LED
- 1400MG Green LED
- 1400MP Purple LED
- 1400MR Red LED

1400M Replacement Components:

- 1400LA Amber lens
- 1400LB Blue lens
- 1400LC Clear lens
- 1400LG Green lens
- 1400PG Purple lens
- 1400LR Red lens
- 1400FT Flash tube



STROBE BEACONS



4200 Medium Profile Strobe Beacon

- Two different mounting options are available on this innovative die cast aluminum-based strobe beacon; pipe mount and flange mount
- Circuit board is coated for weather and vibration resistance
- 8 joule, meets SAE J1318 class 2 requirements

4200 Double-Flash Models:

[Each beacon is a 2X flash, low profile strobe]

- 4200A-2X Amber LED
- 4200B-2X Blue LED
- 4200C-2X Clear LED
- 4200G-2X Green LED
- 4200R-2X Red LED

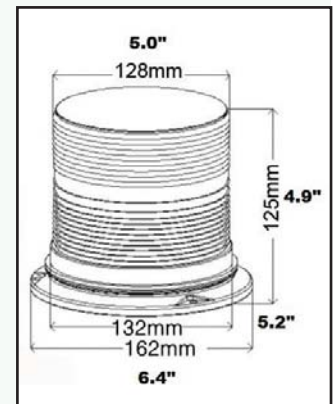
4200-Quad Flash Models:

[Each beacon is a 4x flash, low profile strobe]

- 4200A-4X Amber LED
- 4200B-4X Blue LED
- 4200C-4X Clear LED
- 4200G-4X Green LED
- 4200R-4X Red LED

4200 Replacement Components:

- 4200LA Amber lens
- 4200LB Blue lens
- 4200LC Clear lens
- 4200FT-2X Double flash tube
- 4200FT-4X Quad flash tube
- 4200LG Green lens
- 4200LR Red lens



4551 INNOVATOR (TM) Heavy-Duty Strobe Beacon

- Our Innovator series of high-profile 6-1/4" /15.9cm strobe beacons is a popular model for utility, municipal and construction fleets
- New innovative polycarbonate base features both flange mount and pipe mount options
- Low maintenance strobe beacon with replaceable flash tube by unscrewing the lens and unfastening safe tight screws
- Circuit board is completely potted to seal out environmental contaminants and prevent road shock
- Polycarbonate lens with our innovative flat-style o-ring for 100% true weather tight seal
- Available in 2X flash and 4X flash patterns, multi-voltage automatically adjusts from 12-24 volt, 10 joule, meets SAE J1318 class 2 requirements

4551-2X Models: [2X flash pattern models/permanent mount beacons]

- 4551A-2X Amber LED
- 4551B-2X Blue LED
- 4551C-2X Clear LED
- 4551G-2X Green LED
- 4551R-2X Red LED

4551-4X Models: [4X flash pattern models/permanent mount beacons]

- 4551A-4X Amber LED
- 4551B-4X Blue LED
- 4551C-4X Clear LED
- 4551G-4X Green LED
- 4551R-4X Red LED

4551 Replacement Components:

- 4551LA Amber lens
- 4551LB Blue lens
- 4551LC Clear lens
- 4551LG Green lens
- 4551LR Red lens
- 4551BE Base + power supply
- 4551FT-2X Double flash tube
- 455aFT-4X Quad flash tube

STROBE BEACONS

4749 Series Rubber-Based Strobe Beacon

- Rubber-based, stud mounted strobe beacon is popular with construction and disposal fleets
- Polycarbonate lens is mounted on a rubber base providing extra shock resistance
- Components are coated to protect from weather and road shock
- Meets SAE class 2 requirements

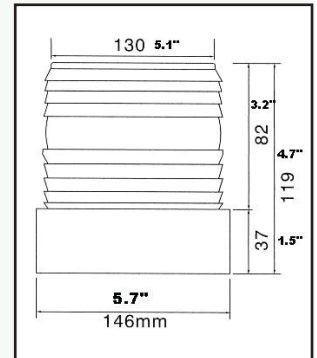


4749 Models: [All models are stud mount beacons]

- 4749A Amber LED
- 4749B Blue LED
- 4749C Clear LED
- 4749G Green LED
- 4749R Red LED

1455 Replacement Components:

- 4750LA Amber lens
- 4750LB Blue lens
- 4750LC Clear lens
- 4750LG Green lens
- 4750LR Red lens
- 4749FT Flash tubes



6400 "Sneak a Strobe" Kits

- Each concealed "Sneak a Strobe" Kit projects a brilliant burst of light effective for vehicle identification & tracking in any weather condition
- Light heads are fully encapsulated to protect against the environment without affecting the brightness of the strobe
- To install, drill a 1" /2.5cm hole
- Strobe tubes are multi-voltage, self-adjusting from 12-30 volt
- Everything that you need to convert a vehicle into an emergency vehicle is included: control box, harness & strobe tubes

6400 Model Kits: [Each kit contains 4 outlet power supply, 60 watts, multi-voltage box of 12-48 volt, 15ft shielded cables and 4 "Sneak a Strobe" strobe tubes]

- 6400A Amber LED
- 6400B Blue LED
- 6400C Clear LED
- 6400G Green LED
- 6400R Red LED

6400 Replacement Components:

- 6400FTA Amber flash tube + lead
- 6400FTB Blue flash tube + lead
- 6400FTC Clear flash tube + lead
- 6400FTR Red flash tube + lead
- 6401 Single shielded harness 15ft
- 6402 Single shielded harness 30ft
- 6410 60 watt control box: 4 head
- 6411 90 watt control box: 4 head



6410 - 60 Watt Control Box
[Also Available Separately]

ROTATING BEACONS



1320M Magnetic Mount Dual-Function Rotating “Ko-Jack” Beacon

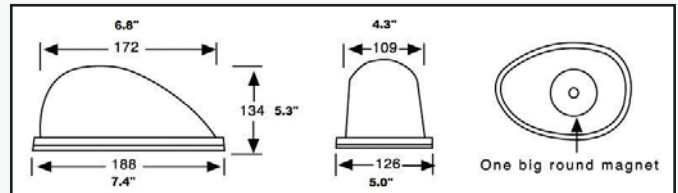
- Compact design, magnetic mount with 8ft /243.8cm car adapter plug with switch
- 120 rotations per minute (+/-)10, 12 volt
- Low power consumption for a rotator of 2 amps

1320M Models:

- [Each model is a magnetic mount rotating beacon]
- 1320MA Amber LED
 - 1320MB Blue LED
 - 1320MG Green LED
 - 1320MR Red LED

1320M Replacement Components:

- 1320LA Amber lens
- 1320LB Blue lens
- 1320LG Green lens
- 1320LR Red lens



1340 Halogen Rotating Beacon

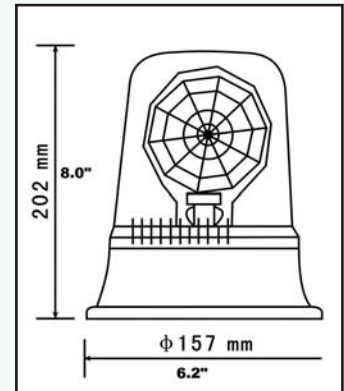
- Industrial style 12 volt beacon with permanent mounting option and H1 halogen bulb
- Thread-on lens for a durable seal
- Over 100 rotations per minute
- Meets SAE J845 class 2 requirements

1320 Models:

- [Each model is a permanent mount halogen beacon]
- 1340A Amber LED
 - 1340B Blue LED
 - 1340R Red LED

1340 Replacement Components:

- 1340LA Amber lens
- 1340LB Blue lens
- 1340LG Green lens
- 1340LR Red lens



1340M Halogen Magnetic Mount Rotating Beacon

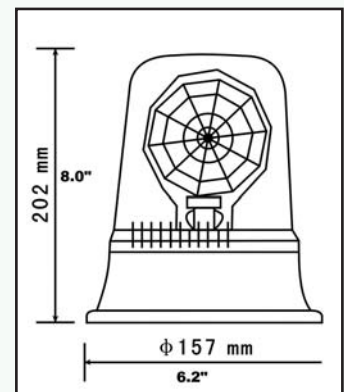
- Industrial style 12 volt design with H1 halogen bulb
- Magnetic mount with 8ft /243.8cm car adapter plug
- Thread-on lens for a durable seal
- Over 100 rotations per minute
- Meets SAE J845 class 2 requirements

1340M Models:

- [Each model is a magnetic mount halogen beacon]
- 1340MA Amber LED
 - 1340MB Blue LED
 - 1340MG Green LED
 - 1340MR Red LED

1340M Replacement Components:

- 1340LA Amber lens
- 1340LB Blue lens
- 1340LG Green lens
- 1340LR Red lens



ROTATING BEACONS



1350/1351 Series High-Profile Rotating Beacon

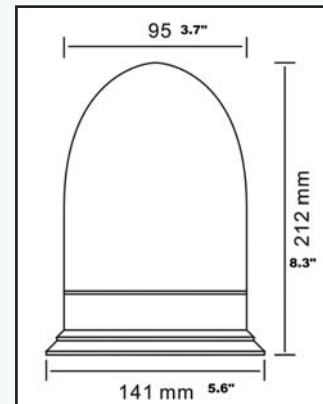
- Popular style halogen beacon with permanent mounting option
- Durable design, snap and thread lens creating a good seal from the environment
- Over 90 rotations per minute
- Draws 3.6 amps on 12 volt & 2.7 amps on 24 volt models

1350 Models: [All models are a rotating beacon]

- 1350A Amber 12 volt
- 1350B Blue 12 volt
- 1350R Red 12 volt
- 1351A Amber 24 volt
- 1351B Blue 24 volt
- 1351R Red 24 volt

1350 Replacement Components:

- 1350LA Amber lens
- 1350LB Blue lens
- 1350LR Red lens



1350M Magnetic Mount High-Profile Rotating Beacon

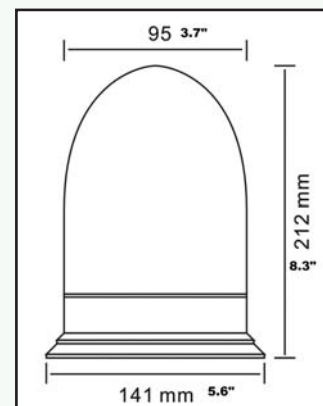
- Popular style halogen beacon with magnetic and suction cup super bond base
- Equipped with a 8ft /243.8cm coiled car adapter plug
- Durable design, snap and thread lens creating a good seal from the environment
- Over 90 rotations per minute
- Draws 3.6 amps

1350M Models: [Magnetic mount rotating beacons]

- 1350MA Amber 12 volt
- 1350MB Blue 12 volt
- 1350MR Red 12 volt

1350 Replacement Components:

- 1350LA Amber lens
- 1350LB Blue lens
- 1350LC Clear lens
- 1350LG Green lens
- 1350LR Red lens



1381/1382 Series Halogen Sealed Beam Rotating Beacon

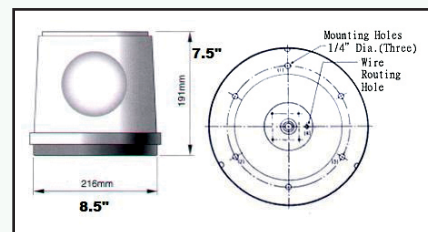
- Popular style single halogen rotating beacon with permanent mounting option
- Clutched gearbox is sealed and permanently lubricated
- 106 RPM; draws 3 amp at 2 volt & 4.7amp at 12 volt
- H₁ halogen bulb, 55 watt for 24 volt and 70 watt for 12 volt
- Meets CE and SAE J845 class 1 requirements

1381 Models:

- 1381A Amber 12 volt
- 1381B Blue 12 volt
- 1381R Red 12 volt

1382 Models:

- 1382A Amber 24 volt
- 1382B Blue 24 volt
- 1382R Red 24 volt



1381 & 1382 Replacement Lenses:

- 1381LA Amber lens
- 1381LB Blue lens
- 1381LR Red lens

ROTATING BEACONS



1383/1384 Dual Bulb Rotating Beacon

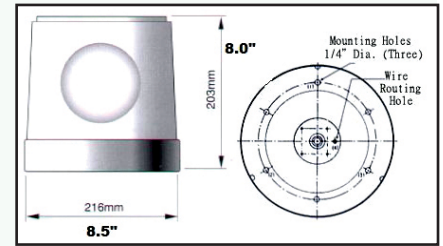
- Popular dual single halogen rotating beacon with permanent mounting option
- Clutched gearbox is sealed and permanently lubricated
- 106 flash/min; 24 volt draws 5.8 amps and 12 volt draws 8.7 amps
- H3 halogen; 55 watt for 24 volt, 70 watt for 12 volt models
- Meets CE and SAE J845 class 1 requirements

1383 Models:

- 1383A Amber 12 volt
- 1383B Blue 12 volt
- 1383R Red 12 volt

1384 Models:

- 1384A Amber 24 volt
- 1384B Blue 24 volt
- 1384R Red 24 volt



1383 & 1384 Replacement Lenses:

- 1381LA Amber lens
- 1381LB Blue lens
- 1381LR Red lens



1371M Classic Magnetic Mount Rotator

- Classic compact design with parabolic rotating reflector and bulb
- Equipped with a 8ft /243.8cm coiled car adapter plug
- 130 rotations per minute
- Very low power consumption of 1 amp

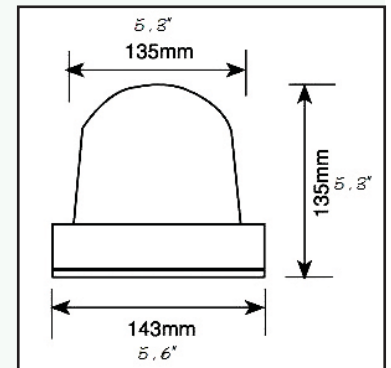
1371M Models:

[All models are magnetic mount LED beacons]

- 1371MA Amber
- 1371MB Blue
- 1371MG Green
- 1371MR Red

1371M Replacement Lenses:

- 1370LA Amber lens
- 1370LB Blue lens
- 1370LG Green lens
- 1370LR Red lens



1385/1386 Halogen Rotating Beacon

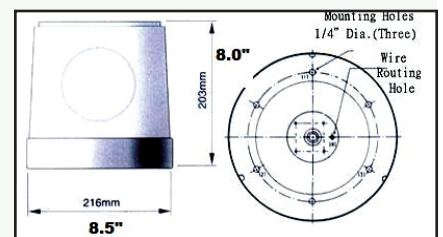
- Popular style single halogen rotating beacon with permanent mounting option
- Clutched gearbox is sealed and permanently lubricated
- 120 flash/min; draws 3 amp at 24 volt & 4.7 amp at 12 volt
- 55 watt for 24 volt and 70 watt for 12 volt
- Meets CE and SAE J845 requirements

1385 Models:

- 1385A Amber 12 volt
- 1385B Blue 12 volt
- 1385R Red 12 volt

1386 Models:

- 1386A Amber 24 volt
- 1386B Blue 24 volt
- 1386R Red 24 volt



1385 & 1386 Replacement Lenses:

- 1385LA Amber lens
- 1385LB Blue lens
- 1385LR Red lens

ROTATING BEACONS



1387/1388 Series Dual Bulb Rotating Beacon

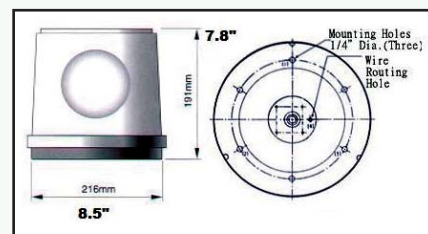
- Popular dual halogen rotating beacon with permanent mounting option
- Clutched gearbox is sealed and permanently lubricated
- 106 flash/min; draws 5.8 amp at 24 volt & 8.7 amp at 12 volt
- 55 watt for 24 volt and 70 watt for 12 volt
- Meets CE and SAE J845 class 1 requirements

1387 Models:

- 1387A Amber 12 volt
- 1387B Blue 12 volt
- 1387R Red 12 volt

1388 Models:

- 1388A Amber 24 volt
- 1388B Blue 24 volt
- 1388R Red 24 volt



1387 & 1388 Replacement Lenses:

- 1387LA Amber lens
- 1387LB Blue lens
- 1387LR Red lens



1390 Series Weatherproof Industrial Halogen Light

- Strong industrial cast base can be utilized as a junction box

1390 Models:

- 1390-24 24 volt, 50/60 Hz, 20 watts, 2839 candlepower, draws .8 amps
- 1390-120 120 volt, 50/60 Hz, 40 watts, 3328 candlepower, draws .3 amps
- 1390-240 240 volt, 50/60 Hz, 25 watts, 2914 candlepower, draws .10 amps



1391 Series Weatherproof Industrial Halogen Light

- Internal base-mounted horn rated at 85 dcb
- Cast base which can be utilized as a junction box; 75 RPM

1391 Models:

- 1391-12 12 volt, 50/60 Hz, 24 watts, 2374 candlepower, draws 1 amp
- 1391-24 24 volt, 50/60 Hz, 20 watts, 5049 candlepower, draws 1.1 amps
- 1391-120 120 volt, 50/60 Hz, 40 watts, 3341 candlepower, draws .29 amps



1392 Series Weatherproof Lamp

- Bayonet lamp, 75 RPM, may be mounted vertical, facing up or down: direct surface
- Cast base can be used as a junction box, 4" octagon box, 1/2" NPT conduit
- AC or DC available on this unit

1392 Models:

- 1392DC-12 12 volt, 25 watts, 5049 candlepower, draws 1.8 amps
- 1392DC-24 24 volt, 25 watts, 5049 candlepower draws 1.0 amps
- 1392-24 24 volt, 50/60 Hz, 20 watts, 2839 candlepower, draws .8 amps
- 1392-120 120 volt, 50/60 Hz, 40 watts, 3328 candlepower, draws .35 amps
- 1392-240 240 volt, 50/60 Hz, 25 watts, 2914 candlepower, draws .10 amps

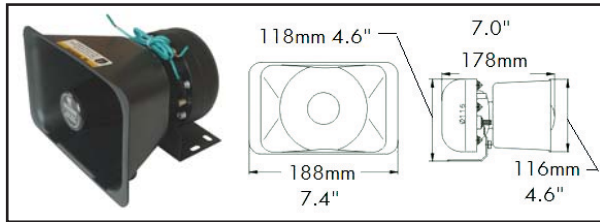
ACCESSORY PRODUCTS

Loud Speakers

- Works with siren and on roof bars

Models:

- 7100 100 watt, 8 Ohm, 200-5000 HZ
- 7101 200 watt, 4 Ohm, 200-6000 HZ



LED Head Wear Lamps

Models:

- **9281 LED Head Wear Lamp**
 - Water resistant, ABS housing, nylon elastic strap
 - White/Red LEDs. Uses 3 AAA batteries.
- **9285 Super-Powered 1 Watt LED Head Wear Lamp**
 - Shock, water resistant, ABS housing, strong nylon elastic strap
- **9290 LED Visor Light for Cap/Helmet**
 - ABS plastic, features 5 bright, 100,000 hour LEDs
 - 2 CR2032 lithium button cell batteries included

Dash Mount Siren

- Features: wail, yelp, phaser, intersection siren and horn

Models:

- 7105 100 watt output, 8 Ohm, Dc 10.5 volt-13.8 volt, draws 6 amps
- 7106 150 watt output, 6 Ohm, Dc 10.5 volt-13.8 volt, draws 8 amps



7149 Megaphone

- Professional quality megaphone with pistol grip
- Excellent output and sound quality to take charge in hectic situations
- Use six C batteries to produce 15 watts



LED Grab Handle

- For all HD trucks & pick ups
- Lighted handle looks great with low-amp draw

Models:

- 7900A Lights up with Amber LEDs
- 7900B Lights up with Blue LEDs
- 7900C Lights up with Clear LEDs
- 7900R Lights up with Red LEDs



LED Ribbon and Chain Lighting

- For decoration and for lighting compartments in your rig, sleeper, van, pick-up or boat
- Weather sealed, 12 volt LEDs are super bright and draw a minimum amperage on your system
- Use 7325C or 7552C for compartment lighting



7325 Models: [Ribbon Lighting]

- 7325A Amber
- 7325B Blue
- 7325C Clear*
- 7325R Red

7552 Models: [Chain Lighting]

- 7552A Amber
- 7552B Blue
- 7552C Clear*
- 7552R Red

Also available in rolls (see price sheet for details)

9044 Professional LED Work Light

- Heavy duty ABS construction, 60 LED professional work light
- Works up to 8 hours on a full charge
- Water, oil and impact resistant
- Built in 9 LED flash light
- Comes with wall plug in adapter and car plug adapter



9181- 3 in 1 Industrial Quality Accessory Panel

- Great to use with magnetic mount beacons, work lights, spot lights or anything with a car adapter plug
- With on/off switch, plug in up to 3 car adapter plugs into panel



Safety Vests - 5 Point Tear Away

- Heavy-duty construction meets ANSI/ISEA 107-2004 & CSA requirements

Models:

- 8000 Orange vest / Yellow reflective striping
- 8001 Orange vest / Yellow & Grey reflective striping
- 8002 Yellow vest / Orange reflective striping
- 8003 Yellow vest with Orange & Grey reflective striping



Solar LED Traffic and Construction Signs

- Solid construction, visible from 1km (over 1/2 mile)
- Inside light control switch, starts in the dark automatically
- Run time in overcast is 240 hours

Models:

- 8050 No left hand turn
- 8051 ONE WAY
- 8052 No Exit
- 8053 No Pedestrian Crossing
- 8054 Speed Limit [specify speed with 50KM or M eg.7054-50KM]
- 8060 Construction Ahead
- 8061 Men Working Ahead
- 8062 Detour
- 8063 Left Lane Closed
- 8064 Right Lane Closed
- 8065 Bump Ahead
- 8066 Truck Entrance
- 8067 Construction Zone



Solar-Powered LED Dual Arrow Board

- Solid construction visible from 1km (over 1/2 mile)
- Inside light control switch, starts in the dark automatically
- Run time 240 hours
- 4.92ft x 19.7" / 1.5m x .5m

Models:

- 8075 With stand
- 8076 LED solar board only




8080 Solar Powered LED Warning Light

- High-powered flashing warning signal
- Long life solar panel and battery
- Pole or sign mount
- Size: 11.8" x 11.8" x 3.3" / 300mm x 300mm x 85mm

Models:

- 8080A Amber flashing warning light
- 8080R Red flashing warning light




Multi-Function LED Arrow Traffic Blanket

- 36 Super Bright LEDs hidden inside a waterproof lining
- Features flashing, sequential/glowing LED patterns & reflecting arrows
- LEDs can be seen up to 2500m (over 1mile) away
- Strong magnets & grommets for mounting; Uses 4AA batteries
- Custom sizes, colours & designs available

Models: [Large 39" x 18.9" / 99cm x 48cm]

- 8012 White arrows on Red blanket
- 8013 Black arrows on Yellow blanket



Models: [Smaller version, not shown]

- 8010 White arrows on Red blanket
- 8011 Black arrows on Yellow blanket
- 8014 SMV LED Sign [uses same material as blanket, for slow moving vehicles]

Solar Traffic Arrows

- Solid construction, visible from 1km (over 1/2 mile)
- Inside light control switch, starts in the dark automatically
- Run time in overcast is 240 hour
- Custom sizes available on spec

Models:

- [2-way arrows 140cm x 40cm / 55.1" x 15.7"]
- 8070 With stand
- 8071 Without stand



[Left arrow only 150cm x 50cm / 59.1" x 19.7"]

- 8072 With stand
- 8073 Without stand

Solar Powered Single Arrow LED Board

- Portable, visible from 1km [over 1/2 mile]
- Inside light control switch, starts in the dark automatically
- Run time 240 hours
- 31.5" x 15.7" x 2" / 80cm x 40cm x 5cm]

Models:

- 8077B Black arrow on Yellow board
- 8077R Red LED arrow on White board
- 8077W White arrow on Red board



6978 Solar LED Portable Traffic Light Trailer

- 12 volt, low draw, high-powered LEDs
- 30 watt solar panel
- Run time in rainy weather 200 hours on full charge
- Visible over 1000m [.62 of a mile]



INNOVATIVE PRODUCTS




8100 Traffic Batons

- Multi-function traffic batons great for emergency situations, crossing guards, airports & traffic control
- Features flashing and constant on functions

Models:

- 8100A Amber LEDs
- 8100B Blue LEDs
- 8100C Clear LEDs
- 8100G Green LEDs
- 8100R Red LEDs
- 8101 1 baton, 4 colours: blue, green, red & clear




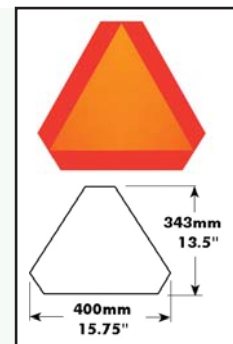
8159 and 8160 Slow Moving Vehicle (SMV) Markers

8159SMV Sign with Backing

- Excellent quality and reflect ability
- Features corrosion resistant backing and mounting hardware
- Bright reflective Red strips and Orange centre for maximum visibility
- Meets SAE J943 & J728 requirements

8160SMV Sticker

- Excellent quality industrial adhesives to stick on most surfaces
- Bright reflective Red strips and Orange centre for maximum visibility
- Meets SAE J943 & J728 requirements



Safety & Snow Fence

- UV stabilized fencing combines excellent quality and strength
- Industrial lengths are 100ft x 4ft /30.48m x 1.219m

Models:

- **8441** Orange 60mm hexagon pattern;
- **8441G** Green 60mm hexagon pattern
- **8442** Orange 66mm x 26mm super strength weave pattern
- **8442G** Green 66mm x 26mm super strength weave pattern
- **8443** Orange 100mm x 26mm economical pattern
- **8443G** Green 100mm x 26mm economical pattern

Models: [LED Solar Road Markers]

- **10014** 1-sided [140 x 114 x 31mm]
- **10015** 2-sided [140 x 114 x 31mm]
- **10016** 2-sided [137 x 117 x 73mm]
- **10017** 2-sided [120 x 100 x 20.3mm]
- **10018** 2-sided stud mount [120 x 100 x 31mm]
- **10020** LED solar barrier marker

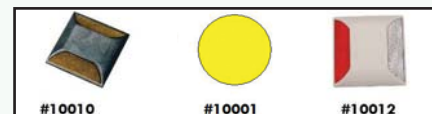


LED Solar Road Markers:

- Super bright LEDs powered by Ni-MH super capacitor
- Pressure and shock resistant, operates from -40C-70C
- Life span 5 years, constant or flashing light options
- Available in one-sided or two-sided versions
- Construction: polycarbonate & aluminum alloy
- Colours available: White, Red, Green, Blue or Amber

Models: [Standard Road Markers]

- **10001** Ceramic road marker
- **10002** Ceramic road marker with 1 side reflector
- **10009** Metal 1-sided reflectorized marker
- **10010** Metal 1-sided reflectorized marker
- **10011** Polycarbonate 1-sided reflectorized marker
- **10012** Polycarbonate 2-sided reflectorized marker



LED & LED Solar-Powered Street, Park and Courtyard Lighting:

Government and business are turning to LEDs to save money and energy. Nortech LED Street Lighting and Solar-powered Street Lighting utilizes the latest high-powered LEDs. In the LED colour spectrum there is no ultra-violet light, no infrared light and little heat produced. As a result, all our LED products are "green" lighting sources. Utilize in public squares, streets and roads, especially when the solar-powered option is utilized for maximum efficiency.



Information: White light colour, 50,000 hour life span, 30 watt power consumption, 120 volt, current- 350 Ma, casing; clear glass with aluminum housing, height to spec.

Contact us for information & development of a green program for you!


INNOVATIVE PRODUCTS & FLASHLIGHTS

LED Solar, Ground & Brick Lighting

- Powerful LED lighting with sensor that turns LEDs on/off automatically
- Many uses: caution, warning, directional marking; and decoration purposes for cross walks, pedestrian markings on street or foot paths, courtyard or park lighting, landscaping or walls
- Visible up to 1000m, life span 6-8 years, working temp -40C to 70C
- Lighting mode spec options available: constant on, fast flash, slow flash, colour flash. Colours available: White, Red, Green, Blue & Amber

Models:

- **10080** LED Solar Ground Light [160mm x 146mm x 46mm / 6.3" x 5.7" x 1.8"]
- **10085** LED Solar Star-Burst Light [50mm x 35mm / 2" x 1.4"]
- **10090** LED Solar Brick Light [160mm x 146mm x 46mm / 6.3" x 5.7" x 1.8"]



LED Flashlights

Models 9207-9263 [Constructed from aircraft grade aluminum, anodized inside and out, shock, corrosion and water resistant]

- **9207 Compact High-Powered LED Flashlight:** uses 3 AAA batteries
- **9210 "Stubby" Super-Powered LED Flashlight:** runs on 3 AAA batteries; available with 1, 3 and 5 watt LEDs
- **9217 Compact Super-Powered LED Flashlight:** available with 1, 3 and 5 watt LED versions; uses 2 AA batteries; 13cm
- **9244 Rechargeable Super LED Flashlight:** never buy batteries again; 100,000 hour, large LED rechargeable flashlight
- **9263 Super-Powered LED Flashlight:** available with 1, 3 and 5 watt LED versions; incredible power on 3D batteries; 31cm
- **9277 Solar-Powered LED Flashlight:** features solar cell technology; super bright 100,000 hr LEDs; low operating voltage; low power dissipation Ni-MH battery; constant burn time; 4 hours after it's fully charged



Personalized LED Flashlight Gift Sets

- Long life super LED powered flashlight gift sets available in 1/2, 1, 3, or 5 watt LEDs
- Machine tooled aircraft aluminum, corrosion resistant, shock resistant, water resistant
- Choose which gift set you like; choose the LED wattage color and the name, logo or saying required on the flash light



NORTECH INNOVATIVE PRODUCTS- Innovating the Future Today!

If there is a special application or unique opportunity or if you require assistance at any time, or would like to meet with your local rep, please contact us. Customer satisfaction is the foundation of our business. We are committed to supply you products that exceed your expectations.

Limited Warranty: Nortech Innovative Products warrants each new product to be free from defects in workmanship and materials for a period of 1 year unless otherwise stated. LED product warranty is that they be free in defects, materials and workmanship for a period of 3 years (unless otherwise stated). The LED warranty does not cover housing, bases, enclosures. These are covered for 1 year. All Warranty applies to the original end user only, and is non transferable and is terminated upon the possession of the product by anyone other than the original owner. Product must be installed and used in accordance with normal circumstances and the manufacturers recommendations. There are no warranties expressed or implied which extend these warranty periods. Damages, the loss of use of the product, loss of time, inconvenience, commercial loss, or any other consequential damages including cost of any and all labour are not covered by the warranty.

LED Beacons • LED and Strobe Directional Lights & Systems
LED Directional Arrows • Roof Bars • Back-Up Alarms
Strobe Beacons & Systems • Halogen Rotating Beacons
Rear View Camera Systems • Emergency & Warning Products
Road Safety & Municipal Products

- *Longevity*
- *Environmentally Efficient*
- *Durability*
- *Safety*

DISTRIBUTED BY:

NORTECH
INNOVATIVE PRODUCTS

3330 Ridgeway Dr, Unit 5,
Mississauga, ON, CAN L5N 6C2

Toll Free: (800) 387-3180 • Phone: (905) 569-1669 • Fax: (905) 606-2479

www.nortechemergencylighting.com

® All rights reserved to Nortech Innovative Products

NorPM-Rev1, Oct 7/08