

STRONGARM



## ENGINE STANDS

STRONGARM Engine Stands are used in the positioning and transportation of automobile and light truck engines in a wide variety of vehicle service facilities. All Engine Stands include a 360° rotating head, which efficiently puts the engine in the optimal work position, rugged full swivel casters and heavy duty tubular steel construction. Superior welds in all locations provide maximum strength and durability.

**1,000 lbs - H-Design****030352 / 234B**

- Wide 4 point H type base ensures good stability
- 4 Adjustable brackets provide maximum flexibility – fits most small engines
- 360° rotating head enables engine to be placed in desired work position
- 2 fixed rear wheels and 2 front swivel casters
- Heavy duty welded reinforced steel base

Cap. (lbs)	Base Length	Stand Height	Front Width	Rear Width	Shipping Weight
1,000	36"	34-3/4"	31"	N/A	53 lb (24 kg)

**1,250 lbs - U-Design****030353 / 236A**

- Extra wide 4 point U type base ensures maximum stability and performance
- Adjustable brackets allow maximum flexibility – fits most automobile and light truck engines
- 360° rotating head enables engine to be placed in desired work position
- Full swivel casters
- Heavy duty welded steel base
- Features convenient tray for holding tools and parts

Cap. (lbs)	Base Length	Stand Height	Front Width	Rear Width	Shipping Weight
1,250	34"	34"	33"	33"	83 lb (37 kg)

STRONGARM Engine Cranes are designed for easy and efficient removal and transportation of vehicle engines. All feature four-position telescopic booms, wide stable bases, forged steel hooks with safety latches and heavy duty swivel casters. Superior welds in all locations provide maximum strength and durability.

**1/2 TON (1,000 lb) - 360° Swivel Truck Mounted Crane - Heavy Duty** 030303 / 200A

- Rugged steel construction
- Boom working range 26.75" to 41.25"
- Locking 360° swivel base
- Heavy duty chain with safety lock
- Designed to be installed in pickup truck beds or vans
- Shipping Weight: 106 lb (48 kg)



Extends from 43" to 64"

Foldable for extra storage and portability!

**2 TON (4,000 lb) - Telescoping Crane - Folding Style - Heavy Duty** 030315 / 216

- Designed for shops with limited space and for maximum portability
- Ideal for rental yards
- The legs easily fold up and away and with the ram completely retracted, this uses an extremely small storage footprint
- 360° hook adds greater flexibility in positioning lifting chains during removal and installation
- Shipping Weight: 260 lb (117 kg)



**Boom Extensions**

Position	Capacity (Tons)	Length*	Height**
1	2	43"	87"
2	1-1/2	54"	92"
3	1	57"	94"
4	1/2	64"	102"

\* Measured from ram attachment to boom end

\*\* Measured at maximum ram extension



4 different boom settings:  
3T, 2T, 1.5T, 1T



## CRANES - HYDRAULIC

### 3 TON - Engine Crane - Heavy Duty

030321 / 218

- Extra heavy duty engine crane with reinforced leg assemblies for added strength and durability
- 4 different boom settings: 3T, 2T, 1.5T, 1T
- Hydraulic ram has built in safety overload to protect the unit from being used beyond its rated capacity
- Large 4.25" rear swivel casters and 6" fixed front wheels provide ease of mobility and positioning
- Shipping Weight: 359 lb (163 kg)

#### Boom Extensions

Position	Capacity (Tons)	Length*	Height**
1	3	32"	70"
2	2	34"	74-1/2"
3	1-1/2	44"	80-1/2"
4	1	56"	82"

\* Measured from ram attachment to boom end

\*\* Measured at maximum ram extension

### 3/4 TON (1,500 lb) - Engine Tilter - Heavy Duty

030341 / 209

- Engine can be tipped to a wide variety of angles for easy removal and installation
- Saves time and labour
- Easily change centre of gravity to make engine removal or installation faster and safer
- Can be used with shop cranes and hoists
- Shipping Weight: 13 lb (6 kg)



### 750 lb - Engine Support

030342 / 238

- Ideal for transverse mounted engines when working on the transmission or when removing engine mounts
- Precisely positions the engine to allow easy transmission removal
- Perfect for front wheel drive vehicles, both 4 and 6 cylinders
- Can be extended to adapt to the width of the vehicle
- Special feature provides height adjustment after having been attached to the engine by means of a worm screw (not intended for lifting engine)
- Shipping Weight: 37 lb (17 kg)

# SHOP PRESSES





Pressing adapter set with all models




**Quality features standard on all SHD models**

- Welded frame for added strength
- Protective guard, combination V block and pressing adapter set included
- Press head moves from side to side for added pressing flexibility
- Liquid filled gauge accurately shows operator pressing force being applied
- Air pressure 110 - 120 PSI

**20 TON Shop Press - Super Heavy Duty**

032181 / SP20T-SHD

Ram Stroke	Hydraulic System Pressure	Overall Size	Bed Depth	Bed Width	Throat Depth	Throat Width	Shipping Weight
7.5"	10,000 PSI	35" x 64"	7"	19.25"	5.75"	10.75"	282 lb (128 kg)



Protective guard with all models



**30 TON Shop Press - Super Heavy Duty**


032182 / SP30T-SHD

Ram Stroke	Hydraulic System Pressure	Overall Size	Bed Depth	Bed Width	Throat Depth	Throat Width	Shipping Weight
5.9"	8,484 PSI	40" x 71"	7.25"	21.5"	6.5"	15"	363 lb (165 kg)

**50 TON Shop Press - Super Heavy Duty**

032184 / SP50T-SHD

Ram Stroke	Hydraulic System Pressure	Overall Size	Bed Depth	Bed Width	Throat Depth	Throat Width	Shipping Weight
7.75"	9,053 PSI	54" x 75"	10.125"	28.75"	7.25"	16.75"	660 lb (300 kg)



HD cable winch for raising and lowering press bed (50 and 75 ton only)



## 75 TON Shop Press - Super Heavy Duty

032185 / SP75T-SHD

Ram Stroke	Hydraulic System Pressure	Overall Size	Bed Depth	Bed Width	Throat Depth	Throat Width	Shipping Weight
9.75"	8,690 PSI	57" x 77"	10.875"	31.5"	8"	19.75"	1,038 lb (472 kg)

HD cable winch for raising and lowering press bed (50 and 75ton only)




## 100 TON - Shop Press - Super Heavy Duty

032187 / SP100TASHD

- Secondary air motor for fast retraction of ram (on 100 ton only)
- Air Pressure: 120 - 200 PSI (on 100 ton only)

Ram Stroke	Hydraulic System Pressure	Overall Size	Bed Depth	Bed Width	Throat Depth	Throat Width	Shipping Weight
11.8"	9,237 PSI	55" x 84"	13.5"	31"	9"	16.5"	1,476 lb (671 kg)



## SHOP PRESS

### Accessories / Replacement Parts

- PCN-SP20TSHD-28** • For Model SP20TSHD • **V Block**
- PCN-SP30TSHD-12** • For Model SP30TSHD • **V Block**
- PCN-SP50TSHD-24** • For Model SP50TSHD • **V Block**
- PCN-SP75TSHD-24** • For Model SP75TSHD • **V Block**
- PCN-SP100TASHD-19** • For Model SP100TASHD • **V Block**



## SHOP PRESSES

STRONGARM Shop Presses are used in repair shops for the removal and installation of gears, bushings and bearings, as well as with metal bending, straightening, compression and flattening applications. All floor presses have rugged structural steel frames and two V blocks.

### 12 TON - Manual Hydraulic Shop Press

032161 / 112

- Designed for light duty applications
- Eight level bed adjustment
- 12 ton bottle jack with overload protection
- Heavy duty return springs for fast ram retraction
- Comes with 2 V blocks (6" x 6" x 1/2")
- 20 1/4" W x 51 3/4" H

Ram Travel	# Bed Adjust.	Space Interval	Distance Between Posts	Bed Depth	Throat Width	Throat Depth	Shipping Weight
6-1/4"	8	3-1/2"	16-3/4"	7"	14"	3-1/4"	110 lb (50 kg)

### 20 TON - Manual Hydraulic Shop Press

032166 / 120A

- Front mounted gauge shows operator the amount of pressure being applied to work piece
- Comes with 20 ton bottle jack/gauge, combination V blocks and plate supports
- Rugged construction suited for industrial use
- Eight bed adjustments
- Comes with 2 V blocks (11" x 4-1/4" x 1")
- 26-3/4" W x 61-1/2" H

Ram Travel	# Bed Adjust.	Space Interval	Distance Between Posts	Bed Depth	Throat Width	Throat Depth	Shipping Weight
5"	8	5"	23"	10"	19-1/2"	6"	288 lb (130 kg)

## 35 TON - Air/Hydraulic - Heavy Duty Shop Press

032173 / 135

- For automotive and heavy duty use
- Two speed hand pump provides faster travel to load while the air/hydraulic (with overload protection) allows for effortless operation
- Seven bed adjustments
- Frame mounted hydraulic pressure gauge
- Comes with 2 V blocks (12" x 3" x 2")
- 32" W x 69" H

Ram Travel	# Bed Adjust.	Space Interval	Distance Between Posts	Bed Depth	Throat Width	Throat Depth	Shipping Weight
6-1/2"	8	4-1/2"	24"	12"	9"	7-1/2"	312 lb (140 kg)



## 50 TON - Air/Hydraulic - Heavy Duty Shop Press

032175 / 150

- Designed for heavy duty automotive and industrial use
- Utilizes a secondary manual volume pump to provide faster ram travel and the added versatility of an air motor for greater operator ease
- Frame mounted hydraulic pressure gauge
- Winch operated press bed
- Comes with 2 V blocks (14-1/2" x 3" x 2")
- 60" W x 67" H

Ram Travel	# Bed Adjust.	Space Interval	Distance Between Posts	Bed Depth	Throat Width	Throat Depth	Shipping Weight
7-1/4"	6	5-1/2"	32"	15"	7"	9-1/2"	645 lb (290 kg)



# SHOP PRESSES

## Accessories / Replacement Parts

**12NP04** • For Model 112 (2 required) • **V block**

**120AP07A** • For Model 120 (2 required) • **V block**

**135P9** • For Model 135 • **V block**

**150P23** • For Model 150 • **V block**



## COLLISION REPAIR

STRONGARM 4, 10 and 20 ton body and frame repair kits are typically used in vehicle maintenance and collision repair facilities.



### 4 TON - Body Repair Kit - Heavy Duty

030202 / BRK-4T

#### KIT INCLUDES:

- Hydraulic hand pump • 4 ton heavy duty ram with 4" stroke • 5' Hydraulic hose with spring guards on both ends • 5 Quick connect extensions – 3-1/4", 5", 8-1/2", 16-1/2", 19-1/2" • 1/2 ton spreader ram • Rubber head, wedge head, spreading toe and plunger toe, flat base, V-base, quick connector
- Steel bar handle provides added strength
- Pump core treated for tighter tolerances and added durability
- Bronzed piston head bushing minimizes cylinder damage from side loading
- Upgraded o-rings and secondary o-rings provide for a superior seal and longer life
- Convenient blow mould case
- Shipping weight: 43 lb (19 kg)




### 10 TON - Body Repair Kit - Heavy Duty

030207 / BRK-10T


#### KIT INCLUDES:

- Hydraulic hand pump • 10 ton heavy duty ram with 5" stroke • 5' Hydraulic hose with spring guards on both ends • 4 Quick connect extensions – 4.25", 10", 14", 20" • 1/2 ton spreader ram • Rubber head, wedge head, spreading toe and plunger toe, flat base, V-base, quick connector
- Steel bar handle provides added strength
- Pump core treated for tighter tolerances and added durability
- Bronzed piston head bushing minimizes cylinder damage from side loading
- Upgraded o-rings and secondary o-rings provide for a superior seal and longer life
- Convenient blow mould case
- Shipping weight: 69 lb (31 kg)



**20 TON - Collision Repair Kit - Super Heavy Duty** 030250 / BRK20T-SHD

- 20 ton deluxe collision repair kit used in the trucking, farm and construction industry
- 2 speed 10,000 PSI pump with safety overload extends the ram to load quickly
- 20 ton ram with 5" stroke
- All components use a threaded connection for added strength and durability
- 5' flexible hose comes with spring guards at both ends
- Comes with 2 metal carry boxes for added mobility and accessibility
- Shipping weight: 108 lb (49 kg)





030283



1/4" NPT

030284



54 oz. oil capacity

030212



030215

## HAND PUMPS

STRONGARM Air/Hydraulic Hand and Foot Pumps are precision made with the highest quality material and components providing a durable unit for years of service. Each unit produces 10,000 PSI with overload protection.

### 4 TON - Hydraulic Hand Pump - Heavy Duty

030283 / BRK4PH

- Manual hydraulic pump
- Overload protection
- Oil capacity – 350ml

### 10 TON - Hydraulic Hand Pump - Heavy Duty

030284 / BRK10PH

- Manual hydraulic pump
- Overload protection
- Oil capacity – 500ml
- 5' Hose, 10,000 PSI working pressure 20,000 PSI burst pressure
- Spring guards on both ends of hose prevents kinking

## FOOT PUMPS

STRONGARM Air/Hydraulic Foot Pumps convert rams from manual hand pump operations to air/hydraulic operation for increased efficiency and operator comfort. Can be used on STRONGARM rams as well as other brands up to a 10 ton capacity.

### 10,000 PSI 20 oz. - Air/Hydraulic Foot Pump - Heavy Duty

030212 / 401A

- Operates at 90 - 120 PSI
- Develops up to 10,000 PSI pressure with overload protection
- 17-1/2" length
- 20 oz. oil capacity
- Shipping weight: 12 lb (5 kg)

### 10,000 PSI 54 oz. - Air/Hydraulic Foot Pump - Heavy Duty

030215 / 402A

- Operates at 90 - 140 PSI
- Develops up to 10,000 PSI pressure with overload protection
- Can be used with large diameter and multiple rams
- 10" L x 5-1/4" W x 8-1/2" H (tank is 4-1/2" H)
- 54 oz. oil capacity - aluminum reservoir
- Shipping weight: 20 lb (9 kg)

**NEW**

**Hydraulic Rams - Heavy Duty**

STRONGARM Hydraulic Rams are professional quality, designed to provide trouble free service to meet a wide range of needs. They are used to provide 2 to 10 tons of reliable, concentrated force in lifting, pulling, pushing, bending and alignment applications. STRONGARM ram models include mini, snap-style, screw, pull, wedge, and long configurations that can be used with STRONGARM and other body and frame repair kits as well as in vehicle service facilities, farms, industry and construction.

PROD. NO.	MOD. NO.	Cap. (Tons)	Ram type	Stroke	Compressed	Extended	Spring return	Shipping Weight
030232	409A	2	Push	3"	4-7/8"	9-9/16"	No	2 lb (1 kg)
030234	411A	4	Push	5"	11"	16"	Yes	4 lb (2 kg)
030239	437A	4	Push	5/8"	1-5/8"	2-1/4"	No	2 lb (1 kg)
030235	412A	10	Push	6"	15"	21"	Yes	12 lb (5 kg)
030240	438A	10	Push	2-1/4"	4-5/8"	6-7/8"	Yes	6 lb (3 kg)

**Push Rams - Heavy Duty**

PROD. NO.	MOD. NO.	Capacity (Tons)	Stroke	Compressed	Extended
030241	BRK4RAM	4	4"	267mm / 10.5"	14.5"
030242	BRK10RAM	10	5"	318mm / 12.5"	17.5"

**Manual Long Rams - Heavy Duty**

STRONGARM Long Ram Jacks are available in 3 and 8 ton capacities in both manual hand pump and air/hydraulic versions. Ideal for a multitude of applications such as floor model engine cranes and trailer jacks. All models have a clevis pin system pre-drilled into piston shaft for use on cranes.

PROD. NO.	MOD. NO.	Cap. (Tons)	Type	Stroke	Compressed	Extended	Shipping Weight
030371	403C	3	Manual	20-3/4"	24-1/4"	45"	27 lb (12 kg)
030381	408C	8	Manual	20-3/4"	24-1/4"	45"	37 lb (17 kg)

**10,000 PSI - Hydraulic Hose**

030292 / BRKH

- 5' Hose
- 10,000 PSI working pressure / 20,000 PSI burst pressure
- Spring guards on both ends of hose prevents kinking

